

**Texas Program Statistics**  
(Status Report as of May 16, 2012)

All Claimants	No. of Claimants
<b>Total All Claimants</b> (Claims: 25,300) <i>(This is a unique count that includes all Emergency Advance Payment Claimants)</i>	<b>17,103</b>
1. Individual	12,376
2. Business	4,727
<i>Claimants Represented by Counsel: 8,160</i>	

Current Claimant Status	No. of Claimants
<b>Interim and Final Claimants - Phase II</b> <i>(This report reflects Claimants' current status as of the report date, therefore each Claimant is only represented in one category below.)</i>	<b>12,411</b>
<b>Reviewed - Phase II Only</b>	<b>12,100</b>
1. Final Payment Issued	3,432
a. Quick Payment	1,664
b. Full Review	1,768
2. Final Release Accepted Pending Payment	0
3. Final Offer Acknowledged Pending Accepted Release	73
4. Final Offer Made	905
With Interim Payment (289 out of these 905 Final Offers)	
5. Other Claim Determinations:	7,690
a. Claimants Without an Established Loss	436
b. Withdrawal Requested	17
c. Claimants Notified Additional Information Required	516
d. Claimant Denied	6,721
<b>Under Review</b>	<b>314</b>
1. Phase II - Interim & Final	311
2. Phase I - EAP Unresolved / Under Review (Claims Subject to Liens, Audit Holds, etc.)	3
<b>Claimants with Resolved EAP Submissions</b> <i>(Many EAP Claimants have re-filed in the Phase II: Interim and Final Claim Stage)</i>	<b>9,947</b>

Paid Claimants	Paid Claimants	Total Amount Paid
<b>Total Unique Claimants</b>	<b>4,658</b>	<b>\$ 350,949,328.17</b>
1. Quick Pay / Full Review / Interim Payment	4,211	\$ 252,829,628.17
a. Individual	2,088	\$ 122,007,269.74
b. Business	2,123	\$ 130,822,358.43
2. Emergency Advanced Payment (EAP)	3,133	\$ 98,119,700.00
a. Individual	1,549	\$ 21,620,100.00
b. Business	1,584	\$ 76,499,600.00
<b>Separate Fund for Real Estate Brokers and Agents</b>		\$ -
<b>Total Paid:</b>	<b>\$</b>	<b>\$ 350,949,328.17</b>

Quick Pay Final Payments	Claimants with Filed Claims	Reviewed Claimants	Paid Claimants	Amount Paid
<b>Total Quick Pay Final Payments</b>	<b>1,773</b>	<b>1,752</b>	<b>1,629</b>	<b>\$ 24,365,000.00</b>
1. Individual	914	899	816	\$ 4,080,000.00
2. Business	859	853	813	\$ 20,285,000.00
Interim Payments	Claimants with Filed Claims	Reviewed Claimants*	Paid Claimants	Amount Paid
<b>Total Interim Payments</b>	<b>4,097</b>	<b>3,950</b>	<b>851</b>	<b>\$ 24,974,997.95</b>
1. Individual	2,234	2,198	334	\$ 4,786,239.22
2. Business	1,863	1,752	517	\$ 20,188,758.73
<i>* Details on Interim Claimants, including Status are reflected on Page 9 of this report</i>				
Full Review Final Payments	Claimants with Filed Claims	Reviewed Claimants	Paid Claimants	Amount Paid
<b>Total Full Review Final Payments</b>	<b>7,355</b>	<b>7,211</b>	<b>1,731</b>	<b>\$ 203,489,630.22</b>
1. Individual	5,863	5,746	938	\$ 113,141,030.52
2. Business	1,492	1,465	793	\$ 90,348,599.70

Full Review Final Payment Offers	Offers Made	Amount Offered	Offers Accepted	Amount Accepted
<b>Total Final Offers</b> <i>(Inclusive of Offers with Release Accepted and Final Payment Issued)</i>	<b>2,892</b>	<b>\$ 134,158,721.29</b>	<b>1,809</b>	<b>\$ 113,110,861.89</b>
1. Final Offers: Individual	1,649	\$ 38,355,299.64	962	\$ 32,908,770.10
2. Final Offers: Business	1,243	\$ 95,803,421.65	847	\$ 80,202,091.79

## Texas Program Statistics

(Status Report as of May 16, 2012)

### Claimant Submissions

(Quick Pay, Interim and Full Review Claimants only)

All Submitted and Paid Claimants	Claimants with Filed Claims	Reviewed Claimants	Paid Claimants	Amount Paid
1. Final: Quick Pay	1,773	1,752	1,629	\$ 24,365,000.00
2. Final: Full Review (net of Claimants with Quick Payment or Interim Submissions)	7,355	7,211	1,731	\$ 203,489,630.22
3. Interim Payment (net of Claimants with Quick Payment Submissions)	4,097	3,950	851	\$ 24,974,997.95
<b>Total</b>	<b>13,225</b>	<b>12,913</b>	<b>4,211</b>	<b>\$ 252,829,628.17</b>

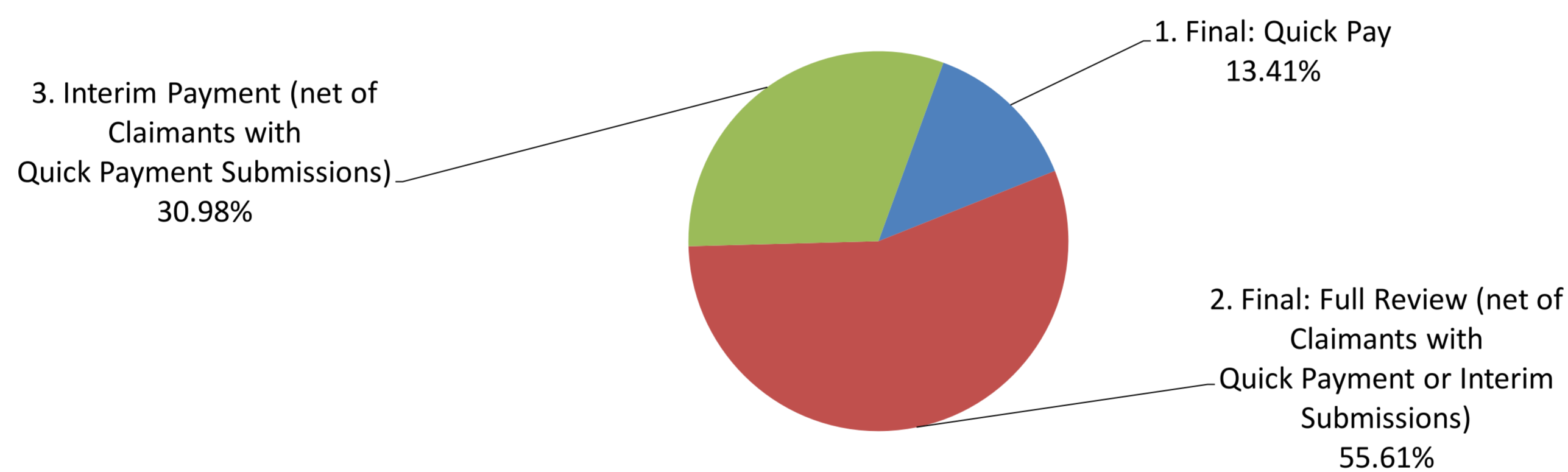
  

Submitted and Paid Claimants - Individual	Claimants with Filed Claims	Reviewed Claimants	Paid Claimants	Amount Paid
1. Final: Quick Pay	914	899	816	\$ 4,080,000.00
2. Final: Full Review (net of Claimants with Quick Payment or Interim Submissions)	5,863	5,746	938	\$ 113,141,030.52
3. Interim Payment (net of Claimants with Quick Payment Submissions)	2,234	2,198	334	\$ 4,786,239.22
<b>Sub-Total</b>	<b>9,011</b>	<b>8,843</b>	<b>2,088</b>	<b>\$ 122,007,269.74</b>

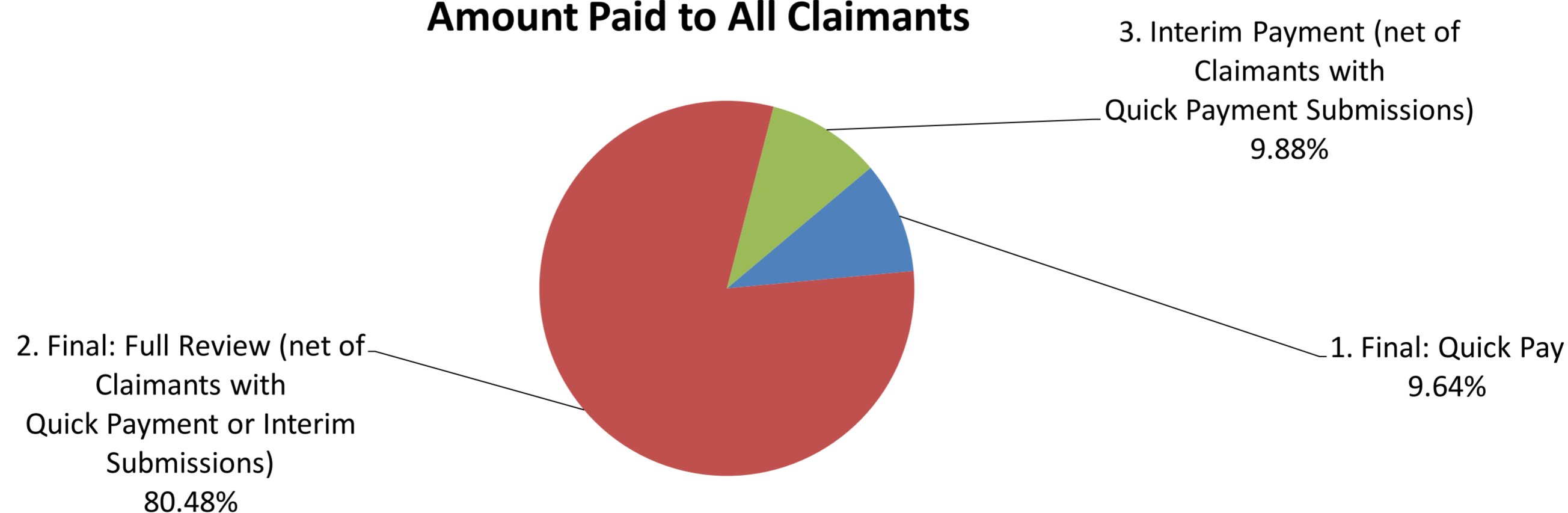
  

Submitted and Paid Claimants - Business	Claimants with Filed Claims	Reviewed Claimants	Paid Claimants	Amount Paid
1. Final: Quick Pay	859	853	813	\$ 20,285,000.00
2. Final: Full Review (net of Claimants with Quick Payment or Interim Submissions)	1,492	1,465	793	\$ 90,348,599.70
3. Interim Payment (net of Claimants with Quick Payment Submissions)	1,863	1,752	517	\$ 20,188,758.73
<b>Sub-Total</b>	<b>4,214</b>	<b>4,070</b>	<b>2,123</b>	<b>\$ 130,822,358.43</b>

### All Claimants with Filed Claims



### Amount Paid to All Claimants



## Texas Program Statistics

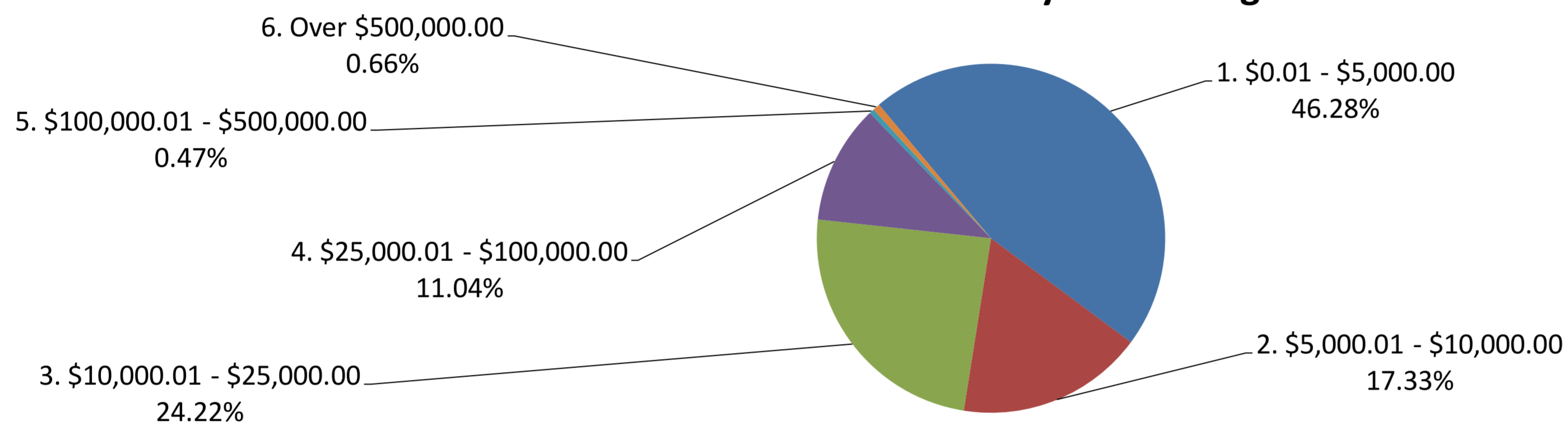
(Status Report as of May 16, 2012)

### Individual Claims by Amount

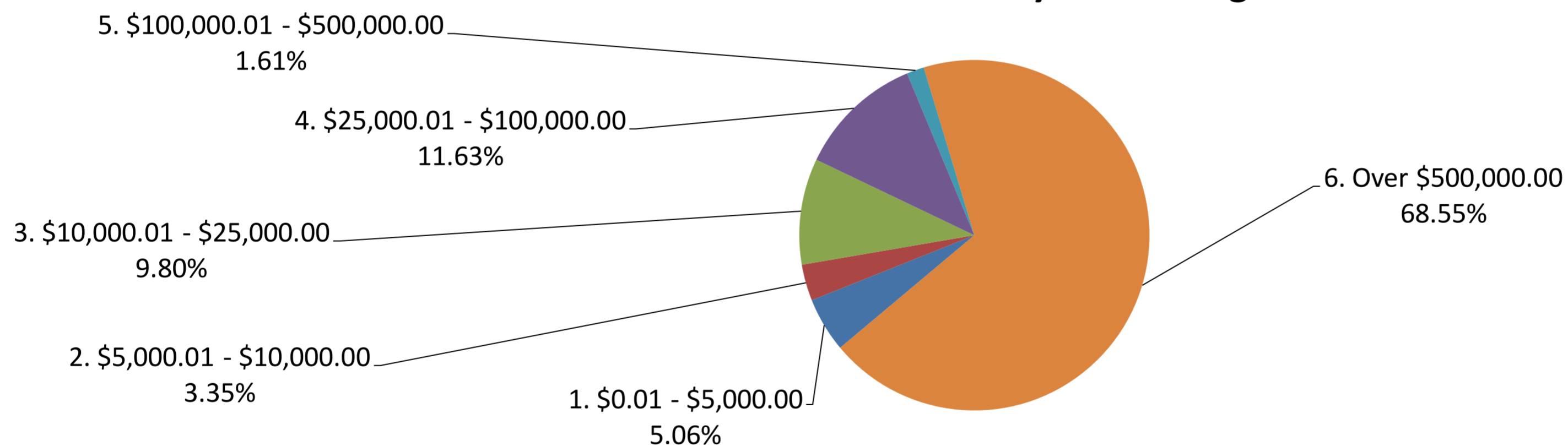
(Claimants may have more than one Claim Category)

Paid Claims by Amount	No. of Claims	Amount Paid
1. \$0.01 - \$5,000.00	1,685	\$ 7,260,801.96
2. \$5,000.01 - \$10,000.00	631	\$ 4,813,202.59
3. \$10,000.01 - \$25,000.00	882	\$ 14,078,583.09
4. \$25,000.01 - \$100,000.00	402	\$ 16,699,086.53
5. \$100,000.01 - \$500,000.00	17	\$ 2,314,293.57
6. Over \$500,000.00	24	\$ 98,461,402.00
<b>Total</b>	<b>3,641</b>	<b>\$ 143,627,369.74</b>

**Individual Claims Paid by Value Range**



**Individual Amount Paid by Value Range**



## Texas Program Statistics

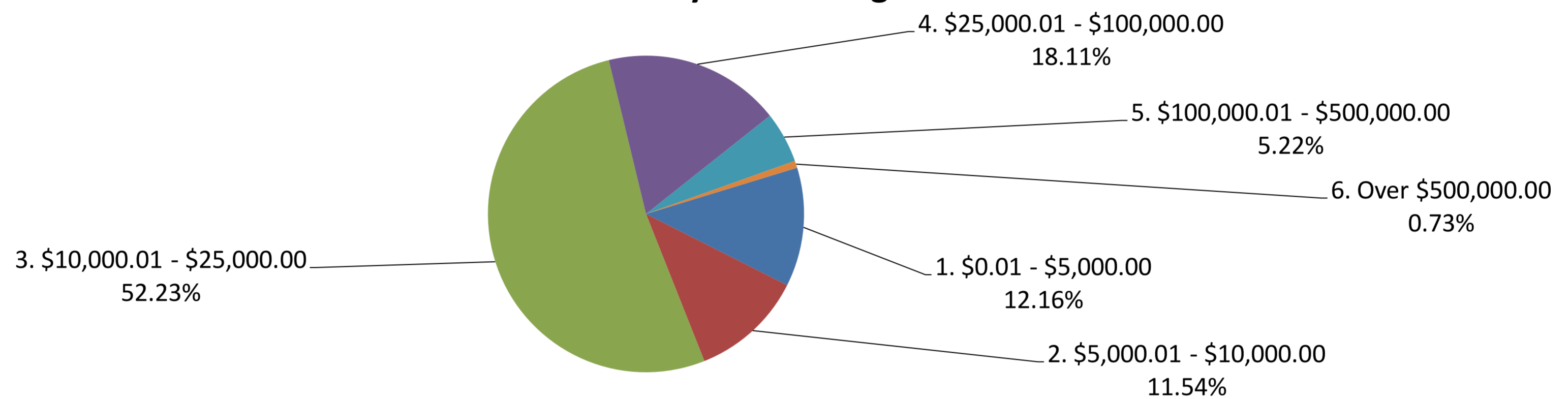
(Status Report as of May 16, 2012)

### Business Claims by Amount

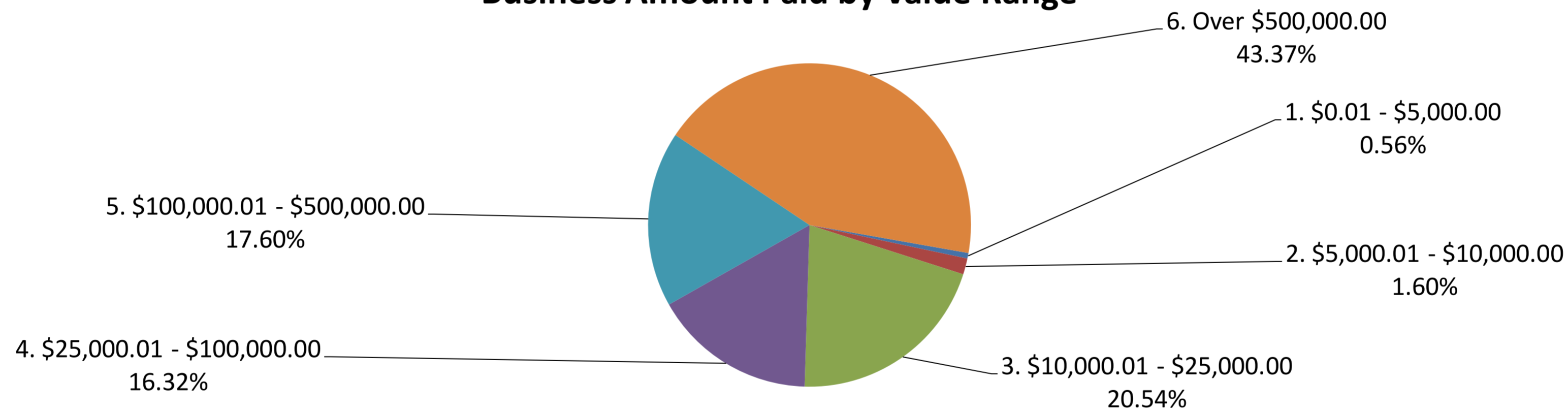
(Claimants may have more than one Claim Category)

Paid Claims by Amount	No. of Claims	Amount Paid
1. \$0.01 - \$5,000.00	452	\$ 1,155,058.89
2. \$5,000.01 - \$10,000.00	429	\$ 3,321,149.02
3. \$10,000.01 - \$25,000.00	1,941	\$ 42,593,740.34
4. \$25,000.01 - \$100,000.00	673	\$ 33,838,776.64
5. \$100,000.01 - \$500,000.00	194	\$ 36,495,330.58
6. Over \$500,000.00	27	\$ 89,917,902.96
<b>Total</b>	<b>3,716</b>	<b>\$ 207,321,958.43</b>

### Business Claims Paid by Value Range



### Business Amount Paid by Value Range



**Texas Program Statistics***(Status Report as of May 16, 2012)***Claims by Category and Amount***(Claimants may have more than one Claim Category)*

<b>Paid Claims by Category and Amount</b>	<b>No. of Claims</b>	<b>Amount Paid</b>
<b>1. Removal and Clean Up Costs</b>		
a. \$0.01 - \$5,000.00	0	\$ -
b. \$5,000.01 - \$10,000.00	0	\$ -
c. \$10,000.01 - \$25,000.00	0	\$ -
d. \$25,000.01 - \$100,000.00	1	\$ 66,743.00
e. \$100,000.01 - \$500,000.00	1	\$ 169,100.00
f. Over \$500,000.00	0	\$ -
<b>Sub-Total</b>	<b>2</b>	<b>\$ 235,843.00</b>
<b>2. Real or Personal Property</b>		
a. \$0.01 - \$5,000.00	3	\$ 7,300.00
b. \$5,000.01 - \$10,000.00	2	\$ 16,294.68
c. \$10,000.01 - \$25,000.00	2	\$ 25,772.78
d. \$25,000.01 - \$100,000.00	1	\$ 40,300.00
e. \$100,000.01 - \$500,000.00	0	\$ -
f. Over \$500,000.00	0	\$ -
<b>Sub-Total</b>	<b>8</b>	<b>\$ 89,667.46</b>
<b>3. Lost Earnings or Profits</b>		
a. \$0.01 - \$5,000.00	2,131	\$ 8,402,260.85
b. \$5,000.01 - \$10,000.00	1,058	\$ 8,118,056.93
c. \$10,000.01 - \$25,000.00	2,821	\$ 56,646,550.65
d. \$25,000.01 - \$100,000.00	1,073	\$ 50,430,820.17
e. \$100,000.01 - \$500,000.00	210	\$ 38,640,524.15
f. Over \$500,000.00	27	\$ 89,917,902.96
<b>Sub-Total</b>	<b>7,320</b>	<b>\$ 252,156,115.71</b>

**Texas Program Statistics***(Status Report as of May 16, 2012)***Claims by Category and Amount***(Claimants may have more than one Claim Category)*

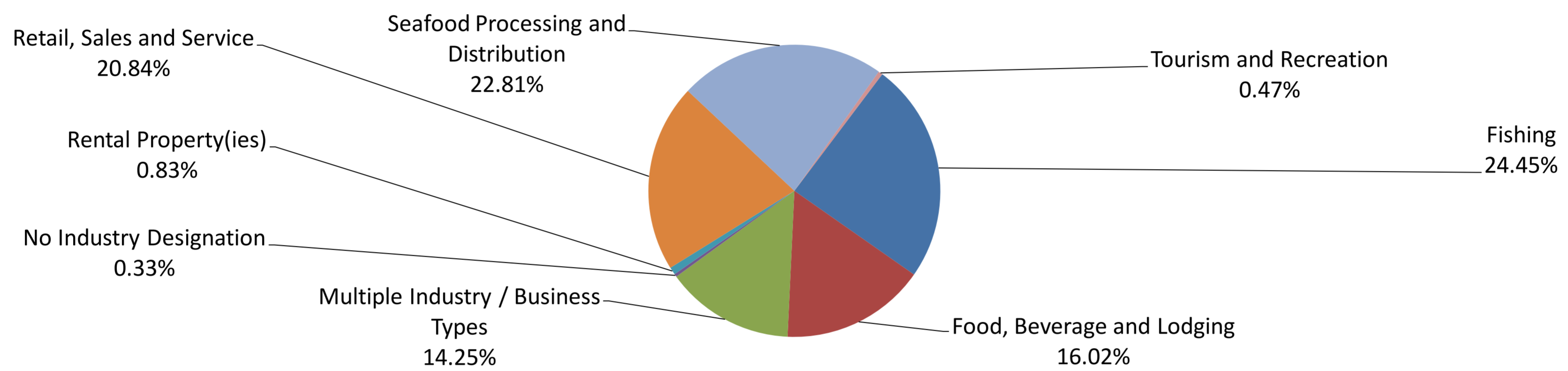
<b>Paid Claims by Category and Amount</b>	<b>No. of Claims</b>	<b>Amount Paid</b>
<b>4. Loss of Subsistence Use of Natural Resources</b>		
a. \$0.01 - \$5,000.00	0	\$ -
b. \$5,000.01 - \$10,000.00	0	\$ -
c. \$10,000.01 - \$25,000.00	0	\$ -
d. \$25,000.01 - \$100,000.00	0	\$ -
e. \$100,000.01 - \$500,000.00	0	\$ -
f. Over \$500,000.00	0	\$ -
<b>Sub-Total</b>	<b>0</b>	<b>\$ -</b>
<b>5. Physical Injury / Death</b>		
a. \$0.01 - \$5,000.00	3	\$ 6,300.00
b. \$5,000.01 - \$10,000.00	0	\$ -
c. \$10,000.01 - \$25,000.00	0	\$ -
d. \$25,000.01 - \$100,000.00	0	\$ -
e. \$100,000.01 - \$500,000.00	0	\$ -
f. Over \$500,000.00	24	\$ 98,461,402.00
<b>Sub-Total</b>	<b>27</b>	<b>\$ 98,467,702.00</b>
<b>6. Other Claims</b>		
a. \$0.01 - \$5,000.00	0	\$ -
b. \$5,000.01 - \$10,000.00	0	\$ -
c. \$10,000.01 - \$25,000.00	0	\$ -
d. \$25,000.01 - \$100,000.00	0	\$ -
e. \$100,000.01 - \$500,000.00	0	\$ -
f. Over \$500,000.00	0	\$ -
<b>Sub-Total</b>	<b>0</b>	<b>\$ -</b>
<b>Total</b>	<b>7,357</b>	<b>\$ 350,949,328.17</b>

## Texas Program Statistics (Status Report as of May 16, 2012)

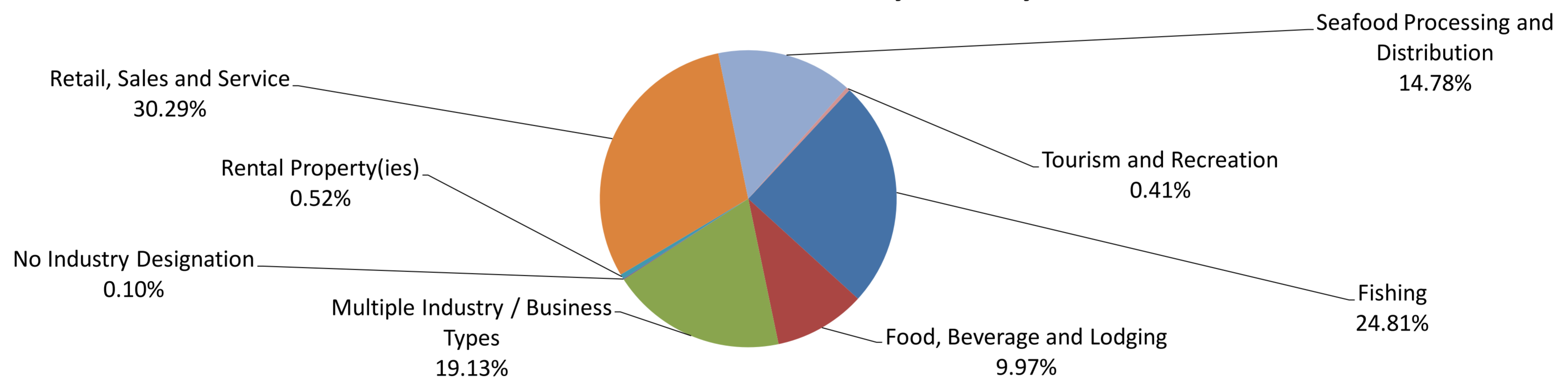
### Individual Lost Earnings or Profits Claims Paid by Industry (Claimants may have more than one Claim Category)

Paid Claims By Industry	No. of Claims	Amount Paid
Fishing	882	\$ 11,191,936.65
Food, Beverage and Lodging	578	\$ 4,498,436.08
Multiple Industry / Business Types	514	\$ 8,629,452.69
No Industry Designation	12	\$ 43,692.57
Rental Property(ies)	30	\$ 235,700.00
Retail, Sales and Service	752	\$ 13,666,192.95
Seafood Processing and Distribution	823	\$ 6,669,074.08
Tourism and Recreation	17	\$ 183,215.26
<b>Total</b>	<b>3,608</b>	<b>\$ 45,117,700.28</b>

#### # of Individual Claims Paid by Industry



#### Amount of Individual Claims Paid by Industry



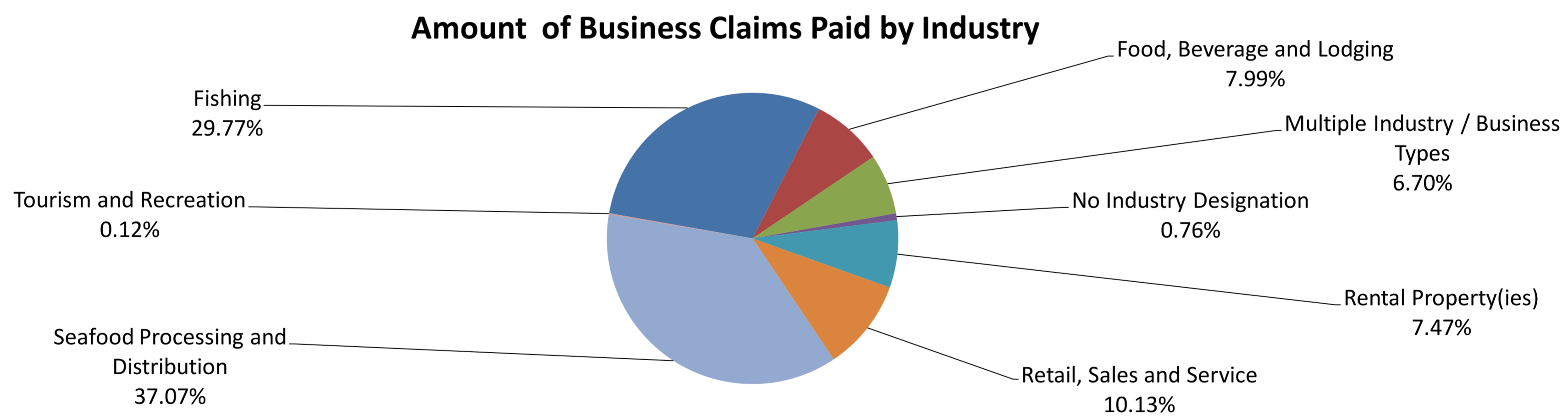
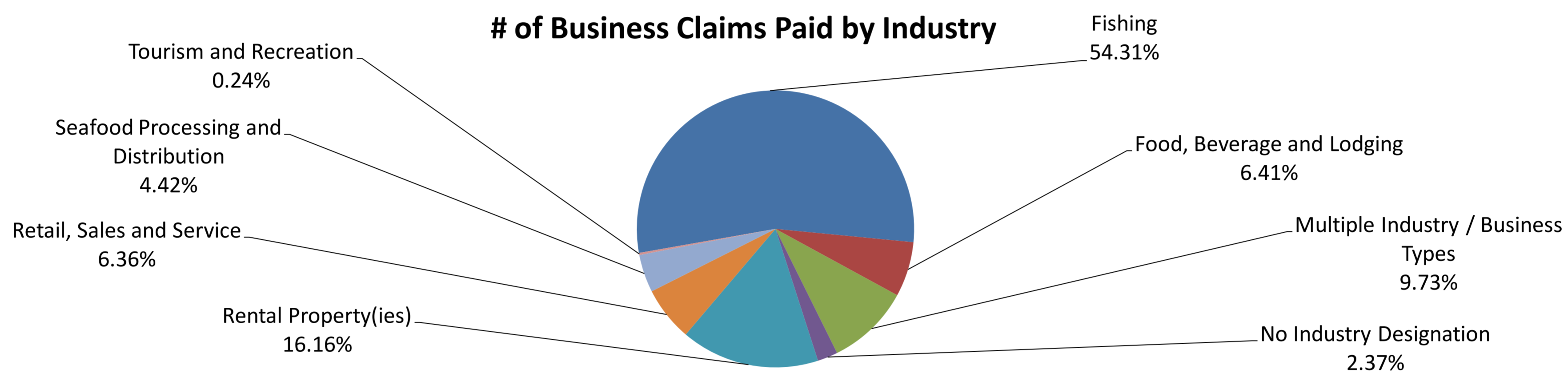
## Texas Program Statistics

(Status Report as of May 16, 2012)

### Business Lost Earnings or Profits Claims Paid by Industry

(Claimants may have more than one Claim Category)

Paid Claims By Industry	No. of Claims	Amount Paid
Fishing	2,016	\$ 61,636,201.35
Food, Beverage and Lodging	238	\$ 16,540,568.30
Multiple Industry / Business Types	361	\$ 13,862,698.94
No Industry Designation	88	\$ 1,576,952.82
Rental Property(ies)	600	\$ 15,465,839.90
Retail, Sales and Service	236	\$ 20,963,562.81
Seafood Processing and Distribution	164	\$ 76,743,417.89
Tourism and Recreation	9	\$ 249,173.42
<b>Total</b>	<b>3,712</b>	<b>\$ 207,038,415.43</b>



**Texas Program Statistics***(Status Report as of May 16, 2012)***Interim Claim Payment ("IP")**


<b>IP Claimants by Process Status</b>	<b>No. of Claimants</b>
<b>TOTAL IP Claimants</b> <i>(Claimants may have one or more Claim Category)</i>	<b>4,097</b>
1. IP Claimants Issued Interim Payment*	881
<i>*519 of these 881 Claimants have also received a Final Payment</i>	
2. \$0 Determined Loss for Interim: Final Offer Made and Accepted**	283
<i>**In all, 802 Interim Claimants have received Final Payment</i>	
3. \$0 Determined Loss for Interim: Final Offer Made, Pending Acceptance or Verified Release***	226
<i>***Prior payments made by BP and GCCF resulted in \$0 additional losses</i>	
4. IP Claimants Denied	2,221
5. IP Claimants Requiring Additional Information or Documentation	366
6. IP Claimants Under Review	120

<b>IP Claimants by Claimant Type</b> <i>(Claimants may have one or more Claim Category)</i>	<b>No. of Claimants</b>
1. Individual	2,234
2. Business	1,863
<i>Represented Claimants: 2,431</i>	
<b>Total</b>	<b>4,097</b>


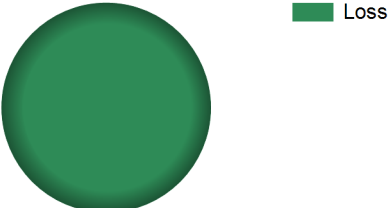
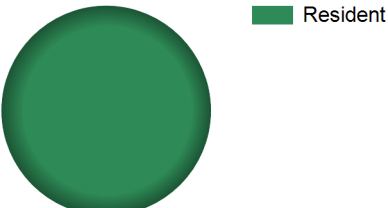
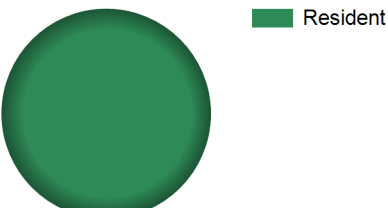

<b>Paid IP Claimants</b>	<b>Paid Claimants</b>	<b>Amount Paid</b>
Interim Payment	851	\$ 24,974,997.95
<b>Total</b>	<b>851</b>	<b>\$ 24,974,997.95</b>

<b>IP Payments by Category</b> <i>(includes Individual and Business)</i>	<b>Paid Claims</b>	<b>Amount Paid</b>
1. Removal and Clean Up Costs	0	\$ -
2. Real or Personal Property	0	\$ -
3. Lost Earnings or Profits	858	\$ 24,974,997.95
4. Loss of Subsistence Use of Natural Resources	0	\$ -
5. Physical Injury / Death	0	\$ -
<b>Total</b>	<b>858</b>	<b>\$ 24,974,997.95</b>

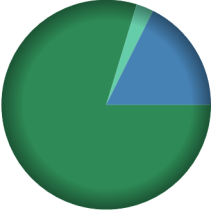


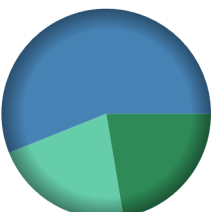

## GCCF Program Statistics - Texas Summary (as of May 16, 2012 - inclusive of Interim and Final Payments)

County Name	Claimant Type	Claims Paid	Amount Paid	Payments in County
<b>Anderson (Texas)</b>	Resident of County	2	\$28,300.00	 <p>Resident</p>
	<b>Totals:</b>	<b>2</b>	<b>\$28,300.00</b>	
	<b>Andrews (Texas)</b>	Resident of County	2	
<b>Totals:</b>		<b>2</b>	<b>\$18,700.00</b>	
<b>Angelina (Texas)</b>		Resident of County	2	\$16,505.04
	Resident and Loss in County	3	\$60,064.72	
	<b>Totals:</b>	<b>5</b>	<b>\$76,569.76</b>	
	<b>Aransas (Texas)</b>	Resident of County	12	\$177,336.79
Resident and Loss in County		49	\$891,589.08	
Claim Loss in County		8	\$62,806.16	
<b>Totals:</b>		<b>69</b>	<b>\$1,131,732.03</b>	
<b>Atascosa (Texas)</b>		Resident of County	2	\$12,169.76
	<b>Totals:</b>	<b>2</b>	<b>\$12,169.76</b>	



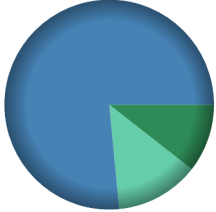
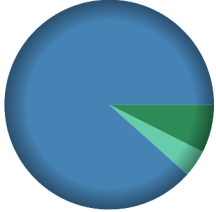

## GCCF Program Statistics - Texas Summary (as of May 16, 2012 - inclusive of Interim and Final Payments)

County Name				
<b>Austin (Texas)</b>	<u>Claimant Type</u>	<u>Claims Paid</u>	<u>Amount Paid</u>	<b>Payments in County</b> 
	Resident of County	4	\$49,000.00	
	Claim Loss in County	2	\$60,227.76	
	<b>Totals:</b>	<b>6</b>	<b>\$109,227.76</b>	
<b>Bailey (Texas)</b>	<u>Claimant Type</u>	<u>Claims Paid</u>	<u>Amount Paid</u>	<b>Payments in County</b> 
	Claim Loss in County	1	\$25,000.00	
	<b>Totals:</b>	<b>1</b>	<b>\$25,000.00</b>	
<b>Bandera (Texas)</b>	<u>Claimant Type</u>	<u>Claims Paid</u>	<u>Amount Paid</u>	<b>Payments in County</b> 
	Resident of County	1	\$9,104.92	
	<b>Totals:</b>	<b>1</b>	<b>\$9,104.92</b>	
<b>Bastrop (Texas)</b>	<u>Claimant Type</u>	<u>Claims Paid</u>	<u>Amount Paid</u>	<b>Payments in County</b> 
	Resident of County	2	\$11,900.00	
	<b>Totals:</b>	<b>2</b>	<b>\$11,900.00</b>	
<b>Bell (Texas)</b>	<u>Claimant Type</u>	<u>Claims Paid</u>	<u>Amount Paid</u>	<b>Payments in County</b> 
	Resident of County	17	\$202,563.73	
	<b>Totals:</b>	<b>17</b>	<b>\$202,563.73</b>	

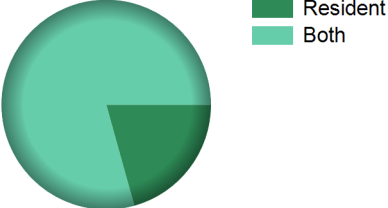
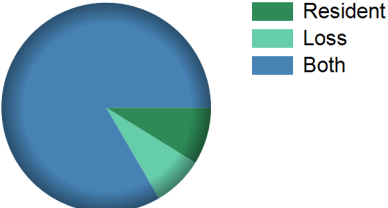
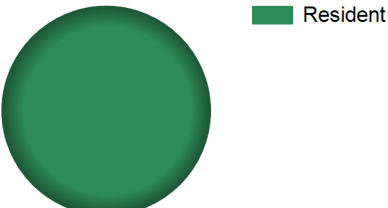
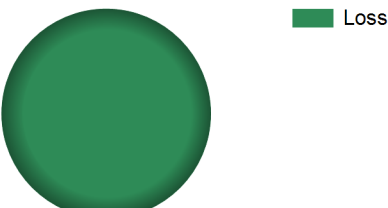
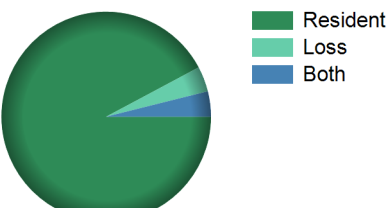
## GCCF Program Statistics - Texas Summary (as of May 16, 2012 - inclusive of Interim and Final Payments)

County Name				
<b>Bexar (Texas)</b>	<u>Claimant Type</u>	<u>Claims Paid</u>	<u>Amount Paid</u>	<b>Payments in County</b>  <ul style="list-style-type: none"> <li><span style="color: green;">■</span> Resident</li> <li><span style="color: lightgreen;">■</span> Loss</li> <li><span style="color: blue;">■</span> Both</li> </ul>
	Resident of County	91	\$1,613,005.57	
	Resident and Loss in County	6	\$356,701.84	
	Claim Loss in County	3	\$54,000.00	
	<b>Totals:</b>	<b>100</b>	<b>\$2,023,707.41</b>	
<b>Blanco (Texas)</b>	<u>Claimant Type</u>	<u>Claims Paid</u>	<u>Amount Paid</u>	<b>Payments in County</b>  <ul style="list-style-type: none"> <li><span style="color: green;">■</span> Resident</li> </ul>
	Resident of County	4	\$29,500.00	
	<b>Totals:</b>	<b>4</b>	<b>\$29,500.00</b>	
<b>Bowie (Texas)</b>	<u>Claimant Type</u>	<u>Claims Paid</u>	<u>Amount Paid</u>	<b>Payments in County</b>  <ul style="list-style-type: none"> <li><span style="color: green;">■</span> Resident</li> <li><span style="color: lightgreen;">■</span> Loss</li> </ul>
	Resident of County	7	\$209,618.32	
	Claim Loss in County	1	\$333.34	
	<b>Totals:</b>	<b>8</b>	<b>\$209,951.66</b>	
<b>Brazoria (Texas)</b>	<u>Claimant Type</u>	<u>Claims Paid</u>	<u>Amount Paid</u>	<b>Payments in County</b>  <ul style="list-style-type: none"> <li><span style="color: green;">■</span> Resident</li> <li><span style="color: lightgreen;">■</span> Loss</li> <li><span style="color: blue;">■</span> Both</li> </ul>
	Resident of County	64	\$1,309,864.02	
	Resident and Loss in County	72	\$3,283,986.19	
	Claim Loss in County	74	\$1,262,971.71	
	<b>Totals:</b>	<b>210</b>	<b>\$5,856,821.92</b>	
<b>BRAZOS (Texas)</b>	<u>Claimant Type</u>	<u>Claims Paid</u>	<u>Amount Paid</u>	<b>Payments in County</b>  <ul style="list-style-type: none"> <li><span style="color: green;">■</span> Resident</li> <li><span style="color: lightgreen;">■</span> Loss</li> </ul>
	Resident of County	10	\$159,599.34	
	Claim Loss in County	1	\$9,400.00	
	<b>Totals:</b>	<b>11</b>	<b>\$168,999.34</b>	






## GCCF Program Statistics - Texas Summary (as of May 16, 2012 - inclusive of Interim and Final Payments)

County Name				
<b>Brown (Texas)</b>	<u>Claimant Type</u>	<u>Claims Paid</u>	<u>Amount Paid</u>	<b>Payments in County</b>  <ul style="list-style-type: none"> <li><span style="color: green;">■</span> Resident</li> </ul>
	Resident of County	2	\$33,600.00	
	<b>Totals:</b>	<b>2</b>	<b>\$33,600.00</b>	
<b>Burnet (Texas)</b>	<u>Claimant Type</u>	<u>Claims Paid</u>	<u>Amount Paid</u>	<b>Payments in County</b>  <ul style="list-style-type: none"> <li><span style="color: green;">■</span> Resident</li> </ul>
	Resident of County	2	\$22,700.00	
	<b>Totals:</b>	<b>2</b>	<b>\$22,700.00</b>	
<b>Calhoun (Texas)</b>	<u>Claimant Type</u>	<u>Claims Paid</u>	<u>Amount Paid</u>	<b>Payments in County</b>  <ul style="list-style-type: none"> <li><span style="color: green;">■</span> Resident</li> <li><span style="color: lightgreen;">■</span> Loss</li> <li><span style="color: blue;">■</span> Both</li> </ul>
	Resident of County	40	\$767,784.10	
	Resident and Loss in County	44	\$5,562,651.23	
	Claim Loss in County	51	\$938,721.77	
	<b>Totals:</b>	<b>135</b>	<b>\$7,269,157.10</b>	
<b>Cameron (Texas)</b>	<u>Claimant Type</u>	<u>Claims Paid</u>	<u>Amount Paid</u>	<b>Payments in County</b>  <ul style="list-style-type: none"> <li><span style="color: green;">■</span> Resident</li> <li><span style="color: lightgreen;">■</span> Loss</li> <li><span style="color: blue;">■</span> Both</li> </ul>
	Resident of County	55	\$1,712,092.48	
	Resident and Loss in County	661	\$20,354,465.93	
	Claim Loss in County	16	\$963,434.01	
	<b>Totals:</b>	<b>732</b>	<b>\$23,029,992.42</b>	
<b>Camp (Texas)</b>	<u>Claimant Type</u>	<u>Claims Paid</u>	<u>Amount Paid</u>	<b>Payments in County</b>  <ul style="list-style-type: none"> <li><span style="color: green;">■</span> Resident</li> </ul>
	Resident of County	4	\$34,000.00	
	<b>Totals:</b>	<b>4</b>	<b>\$34,000.00</b>	

## GCCF Program Statistics - Texas Summary (as of May 16, 2012 - inclusive of Interim and Final Payments)






County Name				
<b>Cass (Texas)</b>	<u>Claimant Type</u>	<u>Claims Paid</u>	<u>Amount Paid</u>	<b>Payments in County</b> 
	Resident of County	3	\$39,133.34	
	Resident and Loss in County	1	\$150,073.00	
	<b>Totals:</b>	<b>4</b>	<b>\$189,206.34</b>	
<b>Chambers (Texas)</b>	<u>Claimant Type</u>	<u>Claims Paid</u>	<u>Amount Paid</u>	<b>Payments in County</b> 
	Resident of County	11	\$219,600.00	
	Resident and Loss in County	41	\$2,078,782.73	
	Claim Loss in County	10	\$194,200.00	
<b>Totals:</b>	<b>62</b>	<b>\$2,492,582.73</b>		
<b>Cherokee (Texas)</b>	<u>Claimant Type</u>	<u>Claims Paid</u>	<u>Amount Paid</u>	<b>Payments in County</b> 
	Resident of County	2	\$26,700.00	
	<b>Totals:</b>	<b>2</b>	<b>\$26,700.00</b>	
<b>Claimant did not provide; GCCF researching (Texas)</b>	<u>Claimant Type</u>	<u>Claims Paid</u>	<u>Amount Paid</u>	<b>Payments in County</b> 
	Claim Loss in County	16	\$309,038.80	
	<b>Totals:</b>	<b>16</b>	<b>\$309,038.80</b>	
<b>Collin (Texas)</b>	<u>Claimant Type</u>	<u>Claims Paid</u>	<u>Amount Paid</u>	<b>Payments in County</b> 
	Resident of County	147	\$3,079,481.27	
	Resident and Loss in County	4	\$129,841.74	
	Claim Loss in County	7	\$130,100.00	
<b>Totals:</b>	<b>158</b>	<b>\$3,339,423.01</b>		

## GCCF Program Statistics - Texas Summary (as of May 16, 2012 - inclusive of Interim and Final Payments)



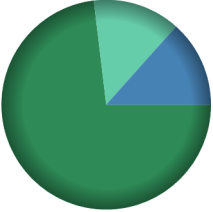

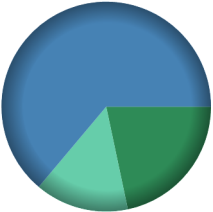
County Name				
<b>Colorado (Texas)</b>	<u>Claimant Type</u>	<u>Claims Paid</u>	<u>Amount Paid</u>	<b>Payments in County</b>  <div style="display: flex; justify-content: flex-end; align-items: center; margin-top: 5px;"> <span style="width: 15px; height: 10px; background-color: #4F814F; margin-right: 5px;"></span> Resident         </div>
	Resident of County	2	\$41,000.00	
	<b>Totals:</b>	<b>2</b>	<b>\$41,000.00</b>	
<b>Comal (Texas)</b>	<u>Claimant Type</u>	<u>Claims Paid</u>	<u>Amount Paid</u>	<b>Payments in County</b>  <div style="display: flex; justify-content: flex-end; align-items: center; margin-top: 5px;"> <span style="width: 15px; height: 10px; background-color: #4F814F; margin-right: 5px;"></span> Resident         </div>
	Resident of County	21	\$337,900.00	
	<b>Totals:</b>	<b>21</b>	<b>\$337,900.00</b>	
<b>Coryell (Texas)</b>	<u>Claimant Type</u>	<u>Claims Paid</u>	<u>Amount Paid</u>	<b>Payments in County</b>  <div style="display: flex; justify-content: flex-end; align-items: center; margin-top: 5px;"> <span style="width: 15px; height: 10px; background-color: #4F814F; margin-right: 5px;"></span> Resident         </div>
	Resident of County	4	\$15,112.36	
	<b>Totals:</b>	<b>4</b>	<b>\$15,112.36</b>	
<b>Cottle (Texas)</b>	<u>Claimant Type</u>	<u>Claims Paid</u>	<u>Amount Paid</u>	<b>Payments in County</b>  <div style="display: flex; justify-content: flex-end; align-items: center; margin-top: 5px;"> <span style="width: 15px; height: 10px; background-color: #4F814F; margin-right: 5px;"></span> Resident         </div>
	Resident of County	2	\$26,000.00	
	<b>Totals:</b>	<b>2</b>	<b>\$26,000.00</b>	
<b>Dallas (Texas)</b>	<u>Claimant Type</u>	<u>Claims Paid</u>	<u>Amount Paid</u>	<b>Payments in County</b>  <div style="display: flex; justify-content: flex-end; align-items: center; margin-top: 5px;"> <span style="width: 15px; height: 10px; background-color: #4F814F; margin-right: 5px;"></span> Resident  <span style="width: 15px; height: 10px; background-color: #A9D0D9; margin-right: 5px; margin-left: 10px;"></span> Loss  <span style="width: 15px; height: 10px; background-color: #4F814F; margin-right: 5px; margin-left: 10px;"></span> Both         </div>
	Resident of County	291	\$12,845,826.48	
	Resident and Loss in County	18	\$519,730.83	
	Claim Loss in County	48	\$611,254.76	
	<b>Totals:</b>	<b>357</b>	<b>\$13,976,812.07</b>	

## GCCF Program Statistics - Texas Summary






(as of May 16, 2012 - inclusive of Interim and Final Payments)

County Name				
<b>Denton (Texas)</b>	<u>Claimant Type</u>	<u>Claims Paid</u>	<u>Amount Paid</u>	<b>Payments in County</b>  <span style="color: green;">■</span> Resident
	Resident of County	75	\$1,016,299.45	
	<b>Totals:</b>	<b>75</b>	<b>\$1,016,299.45</b>	
<b>Dewitt (Texas)</b>	<u>Claimant Type</u>	<u>Claims Paid</u>	<u>Amount Paid</u>	<b>Payments in County</b>  <span style="color: green;">■</span> Both
	Resident and Loss in County	1	\$27,500.00	
	<b>Totals:</b>	<b>1</b>	<b>\$27,500.00</b>	
<b>Ector (Texas)</b>	<u>Claimant Type</u>	<u>Claims Paid</u>	<u>Amount Paid</u>	<b>Payments in County</b>  <span style="color: green;">■</span> Resident
	Resident of County	4	\$64,928.92	
	<b>Totals:</b>	<b>4</b>	<b>\$64,928.92</b>	
<b>El Paso (Texas)</b>	<u>Claimant Type</u>	<u>Claims Paid</u>	<u>Amount Paid</u>	<b>Payments in County</b>  <span style="color: green;">■</span> Resident
	Resident of County	15	\$191,616.85	
	<b>Totals:</b>	<b>15</b>	<b>\$191,616.85</b>	
<b>Ellis (Texas)</b>	<u>Claimant Type</u>	<u>Claims Paid</u>	<u>Amount Paid</u>	<b>Payments in County</b>  <span style="color: green;">■</span> Resident
	Resident of County	7	\$114,973.28	
	<b>Totals:</b>	<b>7</b>	<b>\$114,973.28</b>	


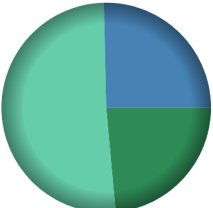



## GCCF Program Statistics - Texas Summary (as of May 16, 2012 - inclusive of Interim and Final Payments)

County Name				
<b>Fannin (Texas)</b>	<u>Claimant Type</u>	<u>Claims Paid</u>	<u>Amount Paid</u>	<b>Payments in County</b>  <ul style="list-style-type: none"> <li><span style="color: green;">■</span> Resident</li> </ul>
	Resident of County	2	\$14,000.00	
	<b>Totals:</b>	<b>2</b>	<b>\$14,000.00</b>	
<b>Foard (Texas)</b>	<u>Claimant Type</u>	<u>Claims Paid</u>	<u>Amount Paid</u>	<b>Payments in County</b>  <ul style="list-style-type: none"> <li><span style="color: green;">■</span> Resident</li> </ul>
	Resident of County	2	\$32,297.90	
	<b>Totals:</b>	<b>2</b>	<b>\$32,297.90</b>	
<b>Fort Bend (Texas)</b>	<u>Claimant Type</u>	<u>Claims Paid</u>	<u>Amount Paid</u>	<b>Payments in County</b>  <ul style="list-style-type: none"> <li><span style="color: green;">■</span> Resident</li> <li><span style="color: lightgreen;">■</span> Loss</li> <li><span style="color: blue;">■</span> Both</li> </ul>
	Resident of County	117	\$3,075,782.25	
	Resident and Loss in County	18	\$562,853.19	
	Claim Loss in County	28	\$569,372.09	
	<b>Totals:</b>	<b>163</b>	<b>\$4,208,007.53</b>	
<b>Freestone (Texas)</b>	<u>Claimant Type</u>	<u>Claims Paid</u>	<u>Amount Paid</u>	<b>Payments in County</b>  <ul style="list-style-type: none"> <li><span style="color: green;">■</span> Resident</li> </ul>
	Resident of County	3	\$36,677.14	
	<b>Totals:</b>	<b>3</b>	<b>\$36,677.14</b>	
<b>Galveston (Texas)</b>	<u>Claimant Type</u>	<u>Claims Paid</u>	<u>Amount Paid</u>	<b>Payments in County</b>  <ul style="list-style-type: none"> <li><span style="color: green;">■</span> Resident</li> <li><span style="color: lightgreen;">■</span> Loss</li> <li><span style="color: blue;">■</span> Both</li> </ul>
	Resident of County	321	\$8,427,042.91	
	Resident and Loss in County	882	\$24,819,900.60	
	Claim Loss in County	311	\$5,617,239.83	
	<b>Totals:</b>	<b>1,514</b>	<b>\$38,864,183.34</b>	






## GCCF Program Statistics - Texas Summary (as of May 16, 2012 - inclusive of Interim and Final Payments)

County Name				
<b>Grayson (Texas)</b>	<u>Claimant Type</u>	<u>Claims Paid</u>	<u>Amount Paid</u>	<b>Payments in County</b>  <ul style="list-style-type: none"> <li><span style="color: green;">■</span> Resident</li> <li><span style="color: lightgreen;">■</span> Loss</li> </ul>
	Resident of County	3	\$58,300.00	
	Claim Loss in County	3	\$33,300.00	
	<b>Totals:</b>	<b>6</b>	<b>\$91,600.00</b>	
<b>Gregg (Texas)</b>	<u>Claimant Type</u>	<u>Claims Paid</u>	<u>Amount Paid</u>	<b>Payments in County</b>  <ul style="list-style-type: none"> <li><span style="color: green;">■</span> Resident</li> <li><span style="color: lightgreen;">■</span> Loss</li> </ul>
	Resident of County	11	\$185,964.30	
	Claim Loss in County	1	\$5,000.00	
	<b>Totals:</b>	<b>12</b>	<b>\$190,964.30</b>	
<b>Grimes (Texas)</b>	<u>Claimant Type</u>	<u>Claims Paid</u>	<u>Amount Paid</u>	<b>Payments in County</b>  <ul style="list-style-type: none"> <li><span style="color: green;">■</span> Resident</li> </ul>
	Resident of County	3	\$40,310.13	
	<b>Totals:</b>	<b>3</b>	<b>\$40,310.13</b>	
<b>Guadalupe (Texas)</b>	<u>Claimant Type</u>	<u>Claims Paid</u>	<u>Amount Paid</u>	<b>Payments in County</b>  <ul style="list-style-type: none"> <li><span style="color: green;">■</span> Resident</li> </ul>
	Resident of County	5	\$67,700.00	
	<b>Totals:</b>	<b>5</b>	<b>\$67,700.00</b>	
<b>Hale (Texas)</b>	<u>Claimant Type</u>	<u>Claims Paid</u>	<u>Amount Paid</u>	<b>Payments in County</b>  <ul style="list-style-type: none"> <li><span style="color: green;">■</span> Resident</li> </ul>
	Resident of County	2	\$10,800.00	
	<b>Totals:</b>	<b>2</b>	<b>\$10,800.00</b>	



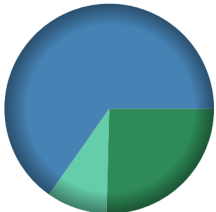


## GCCF Program Statistics - Texas Summary (as of May 16, 2012 - inclusive of Interim and Final Payments)

County Name				
<b>Hardin (Texas)</b>	<u>Claimant Type</u>	<u>Claims Paid</u>	<u>Amount Paid</u>	<b>Payments in County</b>  <ul style="list-style-type: none"> <li><span style="color: green;">■</span> Resident</li> <li><span style="color: lightgreen;">■</span> Both</li> </ul>
	Resident of County	8	\$246,807.30	
	Resident and Loss in County	4	\$41,253.71	
	<b>Totals:</b>	<b>12</b>	<b>\$288,061.01</b>	
<b>HARRIS (Texas)</b>	<u>Claimant Type</u>	<u>Claims Paid</u>	<u>Amount Paid</u>	<b>Payments in County</b>  <ul style="list-style-type: none"> <li><span style="color: green;">■</span> Resident</li> <li><span style="color: lightgreen;">■</span> Loss</li> <li><span style="color: blue;">■</span> Both</li> </ul>
	Resident of County	1,150	\$46,559,334.98	
	Resident and Loss in County	416	\$50,111,074.87	
	Claim Loss in County	458	\$100,922,906.27	
<b>Totals:</b>	<b>2,024</b>	<b>\$197,593,316.12</b>		
<b>Harrison (Texas)</b>	<u>Claimant Type</u>	<u>Claims Paid</u>	<u>Amount Paid</u>	<b>Payments in County</b>  <ul style="list-style-type: none"> <li><span style="color: green;">■</span> Resident</li> </ul>
	Resident of County	3	\$19,200.00	
	<b>Totals:</b>	<b>3</b>	<b>\$19,200.00</b>	
<b>Hays (Texas)</b>	<u>Claimant Type</u>	<u>Claims Paid</u>	<u>Amount Paid</u>	<b>Payments in County</b>  <ul style="list-style-type: none"> <li><span style="color: green;">■</span> Resident</li> </ul>
	Resident of County	12	\$119,284.77	
	<b>Totals:</b>	<b>12</b>	<b>\$119,284.77</b>	
<b>Henderson (Texas)</b>	<u>Claimant Type</u>	<u>Claims Paid</u>	<u>Amount Paid</u>	<b>Payments in County</b>  <ul style="list-style-type: none"> <li><span style="color: green;">■</span> Resident</li> </ul>
	Resident of County	5	\$87,000.00	
	<b>Totals:</b>	<b>5</b>	<b>\$87,000.00</b>	






## GCCF Program Statistics - Texas Summary (as of May 16, 2012 - inclusive of Interim and Final Payments)

County Name				
<b>HIDALGO (Texas)</b>	<u>Claimant Type</u>	<u>Claims Paid</u>	<u>Amount Paid</u>	<b>Payments in County</b>  <ul style="list-style-type: none"> <li><span style="color: green;">■</span> Resident</li> <li><span style="color: lightgreen;">■</span> Loss</li> <li><span style="color: blue;">■</span> Both</li> </ul>
	Resident of County	13	\$156,033.06	
	Resident and Loss in County	2	\$31,000.00	
	Claim Loss in County	5	\$169,284.50	
<b>Totals:</b>	<b>20</b>	<b>\$356,317.56</b>		
<b>Hill (Texas)</b>	<u>Claimant Type</u>	<u>Claims Paid</u>	<u>Amount Paid</u>	<b>Payments in County</b>  <ul style="list-style-type: none"> <li><span style="color: green;">■</span> Resident</li> </ul>
	Resident of County	2	\$70,271.15	
	<b>Totals:</b>	<b>2</b>	<b>\$70,271.15</b>	
<b>Hockley (Texas)</b>	<u>Claimant Type</u>	<u>Claims Paid</u>	<u>Amount Paid</u>	<b>Payments in County</b>  <ul style="list-style-type: none"> <li><span style="color: green;">■</span> Resident</li> </ul>
	Resident of County	1	\$5,000.00	
	<b>Totals:</b>	<b>1</b>	<b>\$5,000.00</b>	
<b>Hood (Texas)</b>	<u>Claimant Type</u>	<u>Claims Paid</u>	<u>Amount Paid</u>	<b>Payments in County</b>  <ul style="list-style-type: none"> <li><span style="color: green;">■</span> Resident</li> <li><span style="color: lightgreen;">■</span> Both</li> </ul>
	Resident of County	3	\$43,200.00	
	Resident and Loss in County	2	\$27,406.97	
	<b>Totals:</b>	<b>5</b>	<b>\$70,606.97</b>	
<b>Hopkins (Texas)</b>	<u>Claimant Type</u>	<u>Claims Paid</u>	<u>Amount Paid</u>	<b>Payments in County</b>  <ul style="list-style-type: none"> <li><span style="color: green;">■</span> Resident</li> </ul>
	Resident of County	2	\$14,700.00	
	<b>Totals:</b>	<b>2</b>	<b>\$14,700.00</b>	





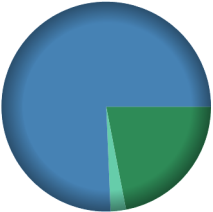
## GCCF Program Statistics - Texas Summary (as of May 16, 2012 - inclusive of Interim and Final Payments)

County Name					
<b>Hunt (Texas)</b>	<u>Claimant Type</u>	<u>Claims Paid</u>	<u>Amount Paid</u>	<u>Payments in County</u>	
	Resident of County	1	\$5,000.00	 <ul style="list-style-type: none"> <li><span style="color: green;">■</span> Resident</li> </ul>	
	<b>Totals:</b>	<b>1</b>	<b>\$5,000.00</b>		
<b>Jasper (Texas)</b>	<u>Claimant Type</u>	<u>Claims Paid</u>	<u>Amount Paid</u>	<u>Payments in County</u>	
	Resident of County	7	\$229,795.92	 <ul style="list-style-type: none"> <li><span style="color: green;">■</span> Resident</li> </ul>	
	<b>Totals:</b>	<b>7</b>	<b>\$229,795.92</b>		
<b>Jefferson (Texas)</b>	<u>Claimant Type</u>	<u>Claims Paid</u>	<u>Amount Paid</u>	<u>Payments in County</u>	
	Resident of County	230	\$6,688,478.87	 <ul style="list-style-type: none"> <li><span style="color: green;">■</span> Resident</li> <li><span style="color: lightgreen;">■</span> Loss</li> <li><span style="color: blue;">■</span> Both</li> </ul>	
	Resident and Loss in County	705	\$17,173,475.52		
	Claim Loss in County	113	\$2,461,900.75		
	<b>Totals:</b>	<b>1,048</b>	<b>\$26,323,855.14</b>		
<b>Jim Hogg (Texas)</b>	<u>Claimant Type</u>	<u>Claims Paid</u>	<u>Amount Paid</u>	<u>Payments in County</u>	
	Claim Loss in County	2	\$57,400.00	 <ul style="list-style-type: none"> <li><span style="color: green;">■</span> Loss</li> </ul>	
	<b>Totals:</b>	<b>2</b>	<b>\$57,400.00</b>		
<b>Jim Wells (Texas)</b>	<u>Claimant Type</u>	<u>Claims Paid</u>	<u>Amount Paid</u>	<u>Payments in County</u>	
	Resident and Loss in County	1	\$79,900.00	 <ul style="list-style-type: none"> <li><span style="color: green;">■</span> Both</li> </ul>	
	<b>Totals:</b>	<b>1</b>	<b>\$79,900.00</b>		





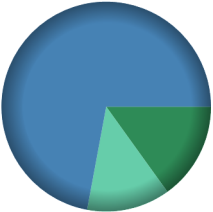
## GCCF Program Statistics - Texas Summary (as of May 16, 2012 - inclusive of Interim and Final Payments)

County Name				
<b>Johnson (Texas)</b>	<u>Claimant Type</u>	<u>Claims Paid</u>	<u>Amount Paid</u>	<b>Payments in County</b>  <ul style="list-style-type: none"> <li><span style="color: green;">■</span> Resident</li> <li><span style="color: lightgreen;">■</span> Loss</li> </ul>
	Resident of County	9	\$305,767.88	
	Claim Loss in County	1	\$24,600.00	
	<b>Totals:</b>	<b>10</b>	<b>\$330,367.88</b>	
<b>Karnes (Texas)</b>	<u>Claimant Type</u>	<u>Claims Paid</u>	<u>Amount Paid</u>	<b>Payments in County</b>  <ul style="list-style-type: none"> <li><span style="color: green;">■</span> Resident</li> </ul>
	Resident of County	2	\$28,906.04	
	<b>Totals:</b>	<b>2</b>	<b>\$28,906.04</b>	
<b>Kaufman (Texas)</b>	<u>Claimant Type</u>	<u>Claims Paid</u>	<u>Amount Paid</u>	<b>Payments in County</b>  <ul style="list-style-type: none"> <li><span style="color: green;">■</span> Resident</li> </ul>
	Resident of County	4	\$102,506.02	
	<b>Totals:</b>	<b>4</b>	<b>\$102,506.02</b>	
<b>Kendall (Texas)</b>	<u>Claimant Type</u>	<u>Claims Paid</u>	<u>Amount Paid</u>	<b>Payments in County</b>  <ul style="list-style-type: none"> <li><span style="color: green;">■</span> Resident</li> </ul>
	Resident of County	4	\$65,700.00	
	<b>Totals:</b>	<b>4</b>	<b>\$65,700.00</b>	
<b>Kerr (Texas)</b>	<u>Claimant Type</u>	<u>Claims Paid</u>	<u>Amount Paid</u>	<b>Payments in County</b>  <ul style="list-style-type: none"> <li><span style="color: green;">■</span> Resident</li> </ul>
	Resident of County	9	\$112,983.75	
	<b>Totals:</b>	<b>9</b>	<b>\$112,983.75</b>	


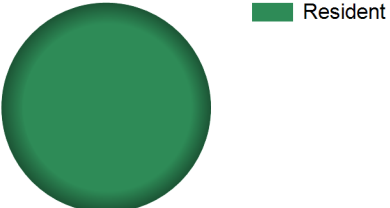

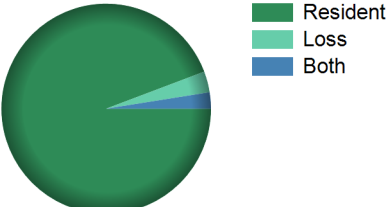
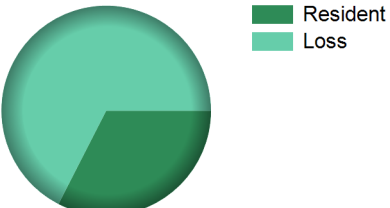
## GCCF Program Statistics - Texas Summary (as of May 16, 2012 - inclusive of Interim and Final Payments)

County Name				
<b>Kleberg (Texas)</b>	<u>Claimant Type</u>	<u>Claims Paid</u>	<u>Amount Paid</u>	<b>Payments in County</b>  <ul style="list-style-type: none"> <li><span style="color: green;">■</span> Resident</li> <li><span style="color: lightgreen;">■</span> Both</li> </ul>
	Resident of County	2	\$15,000.00	
	Resident and Loss in County	6	\$109,899.00	
	<b>Totals:</b>	<b>8</b>	<b>\$124,899.00</b>	
<b>Lamar (Texas)</b>	<u>Claimant Type</u>	<u>Claims Paid</u>	<u>Amount Paid</u>	<b>Payments in County</b>  <ul style="list-style-type: none"> <li><span style="color: green;">■</span> Resident</li> </ul>
	Resident of County	2	\$8,200.00	
	<b>Totals:</b>	<b>2</b>	<b>\$8,200.00</b>	
<b>Lavaca (Texas)</b>	<u>Claimant Type</u>	<u>Claims Paid</u>	<u>Amount Paid</u>	<b>Payments in County</b>  <ul style="list-style-type: none"> <li><span style="color: green;">■</span> Loss</li> <li><span style="color: lightgreen;">■</span> Both</li> </ul>
	Resident and Loss in County	2	\$168,417.76	
	Claim Loss in County	2	\$52,831.22	
	<b>Totals:</b>	<b>4</b>	<b>\$221,248.98</b>	
<b>LEON (Texas)</b>	<u>Claimant Type</u>	<u>Claims Paid</u>	<u>Amount Paid</u>	<b>Payments in County</b>  <ul style="list-style-type: none"> <li><span style="color: green;">■</span> Resident</li> </ul>
	Resident of County	1	\$17,734.86	
	<b>Totals:</b>	<b>1</b>	<b>\$17,734.86</b>	
<b>Liberty (Texas)</b>	<u>Claimant Type</u>	<u>Claims Paid</u>	<u>Amount Paid</u>	<b>Payments in County</b>  <ul style="list-style-type: none"> <li><span style="color: green;">■</span> Resident</li> <li><span style="color: lightgreen;">■</span> Loss</li> <li><span style="color: blue;">■</span> Both</li> </ul>
	Resident of County	5	\$46,441.00	
	Resident and Loss in County	5	\$160,000.00	
	Claim Loss in County	1	\$5,000.00	
	<b>Totals:</b>	<b>11</b>	<b>\$211,441.00</b>	

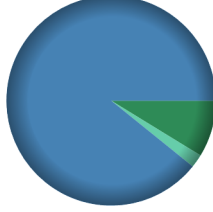
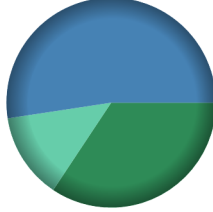



## GCCF Program Statistics - Texas Summary (as of May 16, 2012 - inclusive of Interim and Final Payments)

County Name				
<b>Lipscomb (Texas)</b>	<u>Claimant Type</u>	<u>Claims Paid</u>	<u>Amount Paid</u>	<b>Payments in County</b>  <ul style="list-style-type: none"> <li><span style="color: green;">■</span> Resident</li> </ul>
	Resident of County	1	\$8,616.00	
	<b>Totals:</b>	<b>1</b>	<b>\$8,616.00</b>	
<b>Llano (Texas)</b>	<u>Claimant Type</u>	<u>Claims Paid</u>	<u>Amount Paid</u>	<b>Payments in County</b>  <ul style="list-style-type: none"> <li><span style="color: green;">■</span> Resident</li> </ul>
	Resident of County	3	\$40,200.00	
	<b>Totals:</b>	<b>3</b>	<b>\$40,200.00</b>	
<b>Lubbock (Texas)</b>	<u>Claimant Type</u>	<u>Claims Paid</u>	<u>Amount Paid</u>	<b>Payments in County</b>  <ul style="list-style-type: none"> <li><span style="color: green;">■</span> Resident</li> <li><span style="color: lightgreen;">■</span> Loss</li> </ul>
	Resident of County	6	\$33,800.00	
	Claim Loss in County	2	\$72,079.66	
	<b>Totals:</b>	<b>8</b>	<b>\$105,879.66</b>	
<b>Madison (Texas)</b>	<u>Claimant Type</u>	<u>Claims Paid</u>	<u>Amount Paid</u>	<b>Payments in County</b>  <ul style="list-style-type: none"> <li><span style="color: green;">■</span> Resident</li> </ul>
	Resident of County	2	\$9,800.00	
	<b>Totals:</b>	<b>2</b>	<b>\$9,800.00</b>	
<b>Matagorda (Texas)</b>	<u>Claimant Type</u>	<u>Claims Paid</u>	<u>Amount Paid</u>	<b>Payments in County</b>  <ul style="list-style-type: none"> <li><span style="color: green;">■</span> Resident</li> <li><span style="color: lightgreen;">■</span> Loss</li> <li><span style="color: blue;">■</span> Both</li> </ul>
	Resident of County	41	\$1,486,788.76	
	Resident and Loss in County	179	\$7,110,564.45	
	Claim Loss in County	39	\$1,268,577.69	
	<b>Totals:</b>	<b>259</b>	<b>\$9,865,930.90</b>	





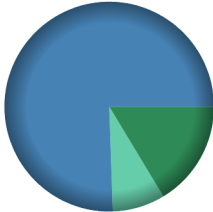
## GCCF Program Statistics - Texas Summary (as of May 16, 2012 - inclusive of Interim and Final Payments)

County Name				
<b>McLennan (Texas)</b>	<u>Claimant Type</u>	<u>Claims Paid</u>	<u>Amount Paid</u>	<b>Payments in County</b> 
	Resident of County	25	\$457,333.38	
	Resident and Loss in County	1	\$14,900.00	
	<b>Totals:</b>	<b>26</b>	<b>\$472,233.38</b>	
<b>Midland (Texas)</b>	<u>Claimant Type</u>	<u>Claims Paid</u>	<u>Amount Paid</u>	<b>Payments in County</b> 
	Resident of County	2	\$7,300.00	
	<b>Totals:</b>	<b>2</b>	<b>\$7,300.00</b>	
<b>Milam (Texas)</b>	<u>Claimant Type</u>	<u>Claims Paid</u>	<u>Amount Paid</u>	<b>Payments in County</b> 
	Resident of County	2	\$30,800.00	
	<b>Totals:</b>	<b>2</b>	<b>\$30,800.00</b>	
<b>Montgomery (Texas)</b>	<u>Claimant Type</u>	<u>Claims Paid</u>	<u>Amount Paid</u>	<b>Payments in County</b> 
	Resident of County	90	\$6,868,792.64	
	Resident and Loss in County	7	\$182,506.83	
	Claim Loss in County	14	\$235,554.60	
	<b>Totals:</b>	<b>111</b>	<b>\$7,286,854.07</b>	
<b>Nacogdoches (Texas)</b>	<u>Claimant Type</u>	<u>Claims Paid</u>	<u>Amount Paid</u>	<b>Payments in County</b> 
	Resident of County	8	\$180,520.40	
	Claim Loss in County	9	\$374,305.98	
	<b>Totals:</b>	<b>17</b>	<b>\$554,826.38</b>	

## GCCF Program Statistics - Texas Summary (as of May 16, 2012 - inclusive of Interim and Final Payments)


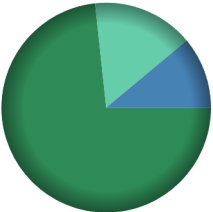



County Name				
<b>Nueces (Texas)</b>	<u>Claimant Type</u>	<u>Claims Paid</u>	<u>Amount Paid</u>	<b>Payments in County</b>  <ul style="list-style-type: none"> <li><span style="color: green;">■</span> Resident</li> <li><span style="color: lightgreen;">■</span> Loss</li> <li><span style="color: blue;">■</span> Both</li> </ul>
	Resident of County	26	\$330,399.57	
	Resident and Loss in County	58	\$3,368,890.61	
	Claim Loss in County	2	\$77,293.73	
	<b>Totals:</b>	<b>86</b>	<b>\$3,776,583.91</b>	
<b>Orange (Texas)</b>	<u>Claimant Type</u>	<u>Claims Paid</u>	<u>Amount Paid</u>	<b>Payments in County</b>  <ul style="list-style-type: none"> <li><span style="color: green;">■</span> Resident</li> <li><span style="color: lightgreen;">■</span> Loss</li> <li><span style="color: blue;">■</span> Both</li> </ul>
	Resident of County	32	\$565,398.64	
	Resident and Loss in County	23	\$862,523.44	
	Claim Loss in County	11	\$218,388.78	
	<b>Totals:</b>	<b>66</b>	<b>\$1,646,310.86</b>	
<b>Parker (Texas)</b>	<u>Claimant Type</u>	<u>Claims Paid</u>	<u>Amount Paid</u>	<b>Payments in County</b>  <ul style="list-style-type: none"> <li><span style="color: green;">■</span> Resident</li> </ul>
	Resident of County	7	\$54,600.00	
	<b>Totals:</b>	<b>7</b>	<b>\$54,600.00</b>	
<b>Polk (Texas)</b>	<u>Claimant Type</u>	<u>Claims Paid</u>	<u>Amount Paid</u>	<b>Payments in County</b>  <ul style="list-style-type: none"> <li><span style="color: green;">■</span> Resident</li> </ul>
	Resident of County	11	\$249,862.22	
	<b>Totals:</b>	<b>11</b>	<b>\$249,862.22</b>	
<b>Randall (Texas)</b>	<u>Claimant Type</u>	<u>Claims Paid</u>	<u>Amount Paid</u>	<b>Payments in County</b>  <ul style="list-style-type: none"> <li><span style="color: green;">■</span> Resident</li> </ul>
	Resident of County	2	\$43,979.38	
	<b>Totals:</b>	<b>2</b>	<b>\$43,979.38</b>	

## GCCF Program Statistics - Texas Summary (as of May 16, 2012 - inclusive of Interim and Final Payments)

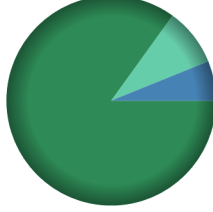




County Name				
<b>Rockwall (Texas)</b>	<u>Claimant Type</u>	<u>Claims Paid</u>	<u>Amount Paid</u>	<b>Payments in County</b>  <span style="color: green;">■</span> Resident
	Resident of County	16	\$335,782.98	
	<b>Totals:</b>	<b>16</b>	<b>\$335,782.98</b>	
<b>Rusk (Texas)</b>	<u>Claimant Type</u>	<u>Claims Paid</u>	<u>Amount Paid</u>	<b>Payments in County</b>  <span style="color: green;">■</span> Resident
	Resident of County	2	\$5,100.00	
	<b>Totals:</b>	<b>2</b>	<b>\$5,100.00</b>	
<b>Sabine (Texas)</b>	<u>Claimant Type</u>	<u>Claims Paid</u>	<u>Amount Paid</u>	<b>Payments in County</b>  <span style="color: green;">■</span> Resident
	Resident of County	4	\$54,100.00	
	<b>Totals:</b>	<b>4</b>	<b>\$54,100.00</b>	
<b>San Jacinto (Texas)</b>	<u>Claimant Type</u>	<u>Claims Paid</u>	<u>Amount Paid</u>	<b>Payments in County</b>  <span style="color: green;">■</span> Resident <span style="color: lightgreen;">■</span> Loss
	Resident of County	6	\$115,881.24	
	Claim Loss in County	2	\$55,000.00	
	<b>Totals:</b>	<b>8</b>	<b>\$170,881.24</b>	
<b>SAN PATRICIO (Texas)</b>	<u>Claimant Type</u>	<u>Claims Paid</u>	<u>Amount Paid</u>	<b>Payments in County</b>  <span style="color: green;">■</span> Resident <span style="color: lightgreen;">■</span> Loss <span style="color: blue;">■</span> Both
	Resident of County	11	\$272,986.21	
	Resident and Loss in County	34	\$1,260,727.05	
	Claim Loss in County	7	\$135,254.97	
	<b>Totals:</b>	<b>52</b>	<b>\$1,668,968.23</b>	

## GCCF Program Statistics - Texas Summary

(as of May 16, 2012 - inclusive of Interim and Final Payments)


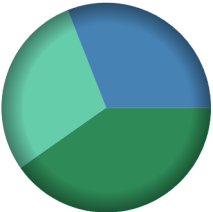



County Name				
<b>Smith (Texas)</b>	<u>Claimant Type</u>	<u>Claims Paid</u>	<u>Amount Paid</u>	<b>Payments in County</b>  <ul style="list-style-type: none"> <li><span style="color: green;">■</span> Resident</li> </ul>
	Resident of County	13	\$7,627,422.25	
	<b>Totals:</b>	<b>13</b>	<b>\$7,627,422.25</b>	
<b>Tarrant (Texas)</b>	<u>Claimant Type</u>	<u>Claims Paid</u>	<u>Amount Paid</u>	<b>Payments in County</b>  <ul style="list-style-type: none"> <li><span style="color: green;">■</span> Resident</li> <li><span style="color: lightgreen;">■</span> Loss</li> <li><span style="color: blue;">■</span> Both</li> </ul>
	Resident of County	187	\$2,863,101.78	
	Resident and Loss in County	7	\$431,773.46	
	Claim Loss in County	15	\$610,930.38	
	<b>Totals:</b>	<b>209</b>	<b>\$3,905,805.62</b>	
<b>Taylor (Texas)</b>	<u>Claimant Type</u>	<u>Claims Paid</u>	<u>Amount Paid</u>	<b>Payments in County</b>  <ul style="list-style-type: none"> <li><span style="color: green;">■</span> Resident</li> </ul>
	Resident of County	8	\$57,950.80	
	<b>Totals:</b>	<b>8</b>	<b>\$57,950.80</b>	
<b>Titus (Texas)</b>	<u>Claimant Type</u>	<u>Claims Paid</u>	<u>Amount Paid</u>	<b>Payments in County</b>  <ul style="list-style-type: none"> <li><span style="color: green;">■</span> Resident</li> </ul>
	Resident of County	2	\$6,000.00	
	<b>Totals:</b>	<b>2</b>	<b>\$6,000.00</b>	
<b>Tom Green (Texas)</b>	<u>Claimant Type</u>	<u>Claims Paid</u>	<u>Amount Paid</u>	<b>Payments in County</b>  <ul style="list-style-type: none"> <li><span style="color: green;">■</span> Resident</li> </ul>
	Resident of County	10	\$58,700.00	
	<b>Totals:</b>	<b>10</b>	<b>\$58,700.00</b>	

## GCCF Program Statistics - Texas Summary (as of May 16, 2012 - inclusive of Interim and Final Payments)

County Name				
<b>Travis (Texas)</b>	<u>Claimant Type</u>	<u>Claims Paid</u>	<u>Amount Paid</u>	<b>Payments in County</b>  <ul style="list-style-type: none"> <li><span style="color: green;">■</span> Resident</li> <li><span style="color: lightgreen;">■</span> Loss</li> <li><span style="color: blue;">■</span> Both</li> </ul>
	Resident of County	106	\$1,201,426.07	
	Resident and Loss in County	5	\$86,503.75	
	Claim Loss in County	6	\$126,032.47	
	<b>Totals:</b>	<b>117</b>	<b>\$1,413,962.29</b>	
<b>Trinity (Texas)</b>	<u>Claimant Type</u>	<u>Claims Paid</u>	<u>Amount Paid</u>	<b>Payments in County</b>  <ul style="list-style-type: none"> <li><span style="color: green;">■</span> Resident</li> </ul>
	Resident of County	2	\$73,000.00	
	<b>Totals:</b>	<b>2</b>	<b>\$73,000.00</b>	
<b>Tyler (Texas)</b>	<u>Claimant Type</u>	<u>Claims Paid</u>	<u>Amount Paid</u>	<b>Payments in County</b>  <ul style="list-style-type: none"> <li><span style="color: green;">■</span> Resident</li> <li><span style="color: lightgreen;">■</span> Loss</li> <li><span style="color: blue;">■</span> Both</li> </ul>
	Resident of County	5	\$78,000.00	
	Resident and Loss in County	1	\$2,777.70	
	Claim Loss in County	1	\$7,200.00	
	<b>Totals:</b>	<b>7</b>	<b>\$87,977.70</b>	
<b>Unknown (Texas)</b>	<u>Claimant Type</u>	<u>Claims Paid</u>	<u>Amount Paid</u>	<b>Payments in County</b>  <ul style="list-style-type: none"> <li><span style="color: green;">■</span> Resident</li> </ul>
	Resident of County	11	\$198,133.97	
	<b>Totals:</b>	<b>11</b>	<b>\$198,133.97</b>	
<b>Val Verde (Texas)</b>	<u>Claimant Type</u>	<u>Claims Paid</u>	<u>Amount Paid</u>	<b>Payments in County</b>  <ul style="list-style-type: none"> <li><span style="color: green;">■</span> Resident</li> </ul>
	Resident of County	2	\$9,000.00	
	<b>Totals:</b>	<b>2</b>	<b>\$9,000.00</b>	






## GCCF Program Statistics - Texas Summary

(as of May 16, 2012 - inclusive of Interim and Final Payments)

County Name				
<b>Van Zandt (Texas)</b>	<u>Claimant Type</u>	<u>Claims Paid</u>	<u>Amount Paid</u>	<b>Payments in County</b>  <ul style="list-style-type: none"> <li><span style="color: green;">■</span> Resident</li> </ul>
	Resident of County	4	\$31,821.82	
	<b>Totals:</b>	<b>4</b>	<b>\$31,821.82</b>	
<b>Victoria (Texas)</b>	<u>Claimant Type</u>	<u>Claims Paid</u>	<u>Amount Paid</u>	<b>Payments in County</b>  <ul style="list-style-type: none"> <li><span style="color: green;">■</span> Resident</li> <li><span style="color: lightgreen;">■</span> Loss</li> <li><span style="color: blue;">■</span> Both</li> </ul>
	Resident of County	3	\$44,700.00	
	Resident and Loss in County	2	\$34,400.00	
	Claim Loss in County	2	\$31,900.00	
	<b>Totals:</b>	<b>7</b>	<b>\$111,000.00</b>	
<b>Walker (Texas)</b>	<u>Claimant Type</u>	<u>Claims Paid</u>	<u>Amount Paid</u>	<b>Payments in County</b>  <ul style="list-style-type: none"> <li><span style="color: green;">■</span> Resident</li> </ul>
	Resident of County	2	\$87,693.20	
	<b>Totals:</b>	<b>2</b>	<b>\$87,693.20</b>	
<b>Waller (Texas)</b>	<u>Claimant Type</u>	<u>Claims Paid</u>	<u>Amount Paid</u>	<b>Payments in County</b>  <ul style="list-style-type: none"> <li><span style="color: green;">■</span> Resident</li> </ul>
	Resident of County	5	\$71,200.00	
	<b>Totals:</b>	<b>5</b>	<b>\$71,200.00</b>	
<b>Webb (Texas)</b>	<u>Claimant Type</u>	<u>Claims Paid</u>	<u>Amount Paid</u>	<b>Payments in County</b>  <ul style="list-style-type: none"> <li><span style="color: green;">■</span> Resident</li> </ul>
	Resident of County	4	\$63,044.66	
	<b>Totals:</b>	<b>4</b>	<b>\$63,044.66</b>	

## GCCF Program Statistics - Texas Summary

(as of May 16, 2012 - inclusive of Interim and Final Payments)

County Name				
<b>Wharton (Texas)</b>	<u>Claimant Type</u>	<u>Claims Paid</u>	<u>Amount Paid</u>	<b>Payments in County</b>  <span style="color: green;">■</span> Resident
	Resident of County	2	\$17,500.00	
	<b>Totals:</b>	<b>2</b>	<b>\$17,500.00</b>	
<b>Wichita (Texas)</b>	<u>Claimant Type</u>	<u>Claims Paid</u>	<u>Amount Paid</u>	<b>Payments in County</b>  <span style="color: green;">■</span> Resident
	Resident of County	5	\$63,200.00	
	<b>Totals:</b>	<b>5</b>	<b>\$63,200.00</b>	
<b>Williamson (Texas)</b>	<u>Claimant Type</u>	<u>Claims Paid</u>	<u>Amount Paid</u>	<b>Payments in County</b>  <span style="color: green;">■</span> Resident
	Resident of County	27	\$361,444.81	
	<b>Totals:</b>	<b>27</b>	<b>\$361,444.81</b>	
<b>Wilson (Texas)</b>	<u>Claimant Type</u>	<u>Claims Paid</u>	<u>Amount Paid</u>	<b>Payments in County</b>  <span style="color: green;">■</span> Resident
	Resident of County	1	\$10,900.00	
	<b>Totals:</b>	<b>1</b>	<b>\$10,900.00</b>	
<b>Wise (Texas)</b>	<u>Claimant Type</u>	<u>Claims Paid</u>	<u>Amount Paid</u>	<b>Payments in County</b>  <span style="color: green;">■</span> Resident
	Resident of County	2	\$32,339.66	
	<b>Totals:</b>	<b>2</b>	<b>\$32,339.66</b>	