

Mississippi Program Statistics

(Status Report as of May 16, 2012)

All Claimants	No. of Claimants
Total All Claimants (Claims: 110,778) <i>(This is a unique count that includes all Emergency Advance Payment Claimants)</i>	62,948
1. Individual	53,036
2. Business	9,912
<i>Claimants Represented by Counsel: 9,998</i>	

Current Claimant Status	No. of Claimants
Interim and Final Claimants - Phase II <i>(This report reflects Claimants' current status as of the report date, therefore each Claimant is only represented in one category below.)</i>	41,986
Reviewed - Phase II Only	41,467
1. Final Payment Issued	18,641
a. Quick Payment	12,338
b. Full Review	6,303
2. Final Release Accepted Pending Payment	5
3. Final Offer Acknowledged Pending Accepted Release	141
4. Final Offer Made	765
With Interim Payment (279 out of these 765 Final Offers)	
5. Other Claim Determinations:	21,915
a. Claimants Without an Established Loss	2,027
b. Withdrawal Requested	64
c. Claimants Notified Additional Information Required	551
d. Claimant Denied	19,273
Under Review	527
1. Phase II - Interim & Final	519
2. Phase I - EAP Unresolved / Under Review (Claims Subject to Liens, Audit Holds, etc.)	8
Claimants with Resolved EAP Submissions <i>(Many EAP Claimants have re-filed in the Phase II: Interim and Final Claim Stage)</i>	49,123

Paid Claimants	Paid Claimants	Total Amount Paid
Total Unique Claimants	20,263	\$ 609,749,101.07
1. Quick Pay / Full Review / Interim Payment	21,936	\$ 376,351,837.57
a. Individual	16,250	\$ 176,410,874.17
b. Business	5,686	\$ 199,940,963.40
2. Emergency Advanced Payment (EAP)	15,340	\$ 233,397,263.50
a. Individual	11,443	\$ 92,850,063.50
b. Business	3,897	\$ 140,547,200.00
Separate Fund for Real Estate Brokers and Agents		\$ 3,000,000.00
	Total Paid:	\$ 612,749,101.07

Quick Pay Final Payments	Claimants with Filed Claims	Reviewed Claimants	Paid Claimants	Amount Paid
Total Quick Pay Final Payments	12,515	12,486	12,275	\$ 118,015,000.00
1. Individual	9,581	9,565	9,442	\$ 47,210,000.00
2. Business	2,934	2,921	2,833	\$ 70,805,000.00
Interim Payments	Claimants with Filed Claims	Reviewed Claimants*	Paid Claimants	Amount Paid
Total Interim Payments	15,433	15,203	3,416	\$ 44,644,322.89
1. Individual	11,969	11,791	2,321	\$ 13,501,825.04
2. Business	3,464	3,412	1,095	\$ 31,142,497.85
<i>* Details on Interim Claimants, including Status are reflected on Page 9 of this report</i>				
Full Review Final Payments	Claimants with Filed Claims	Reviewed Claimants	Paid Claimants	Amount Paid
Total Full Review Final Payments	18,467	18,204	6,245	\$ 213,692,514.68
1. Individual	15,337	15,117	4,487	\$ 115,699,049.13
2. Business	3,130	3,087	1,758	\$ 97,993,465.55

Full Review Final Payment Offers	Offers Made	Amount Offered	Offers Accepted	Amount Accepted
Total Final Offers <i>(Inclusive of Offers with Release Accepted and Final Payment Issued)</i>	8,511	\$ 210,575,871.30	6,468	\$ 176,546,396.40
1. Final Offers: Individual	5,801	\$ 67,971,830.94	4,559	\$ 60,743,004.88
2. Final Offers: Business	2,710	\$ 142,604,040.36	1,909	\$ 115,803,391.52

Mississippi Program Statistics

(Status Report as of May 16, 2012)

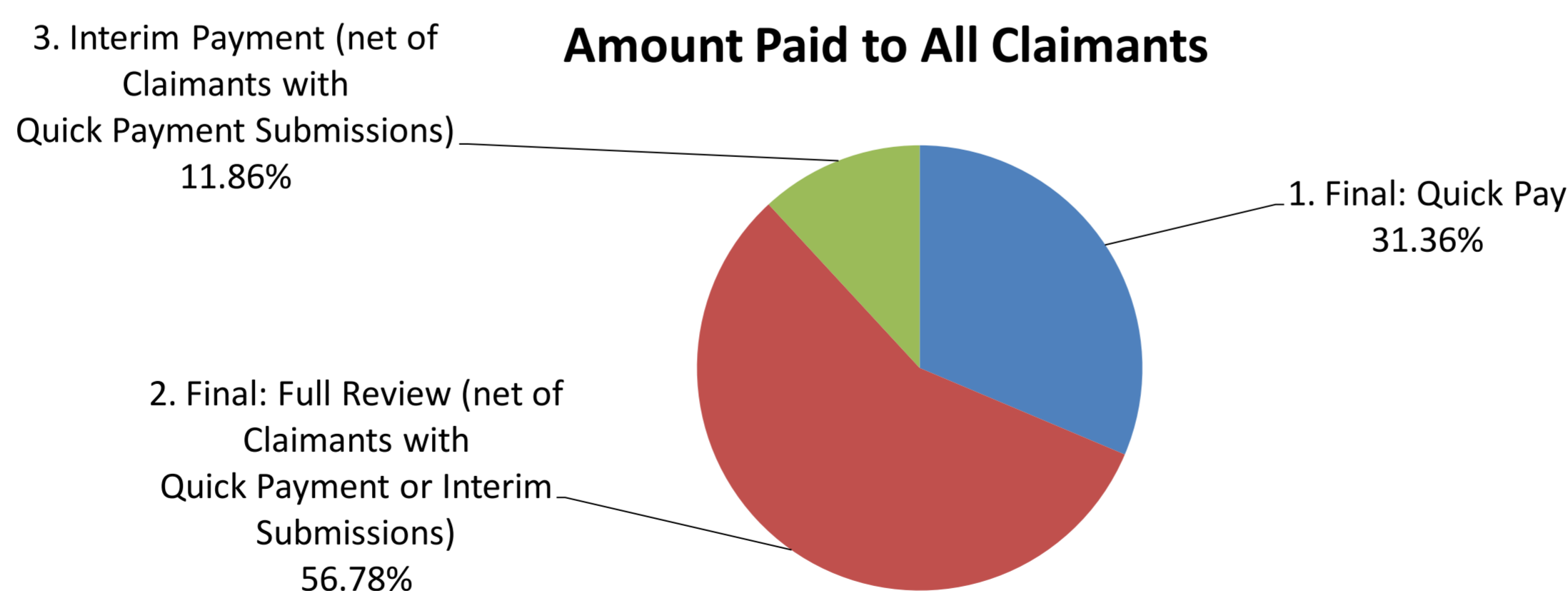
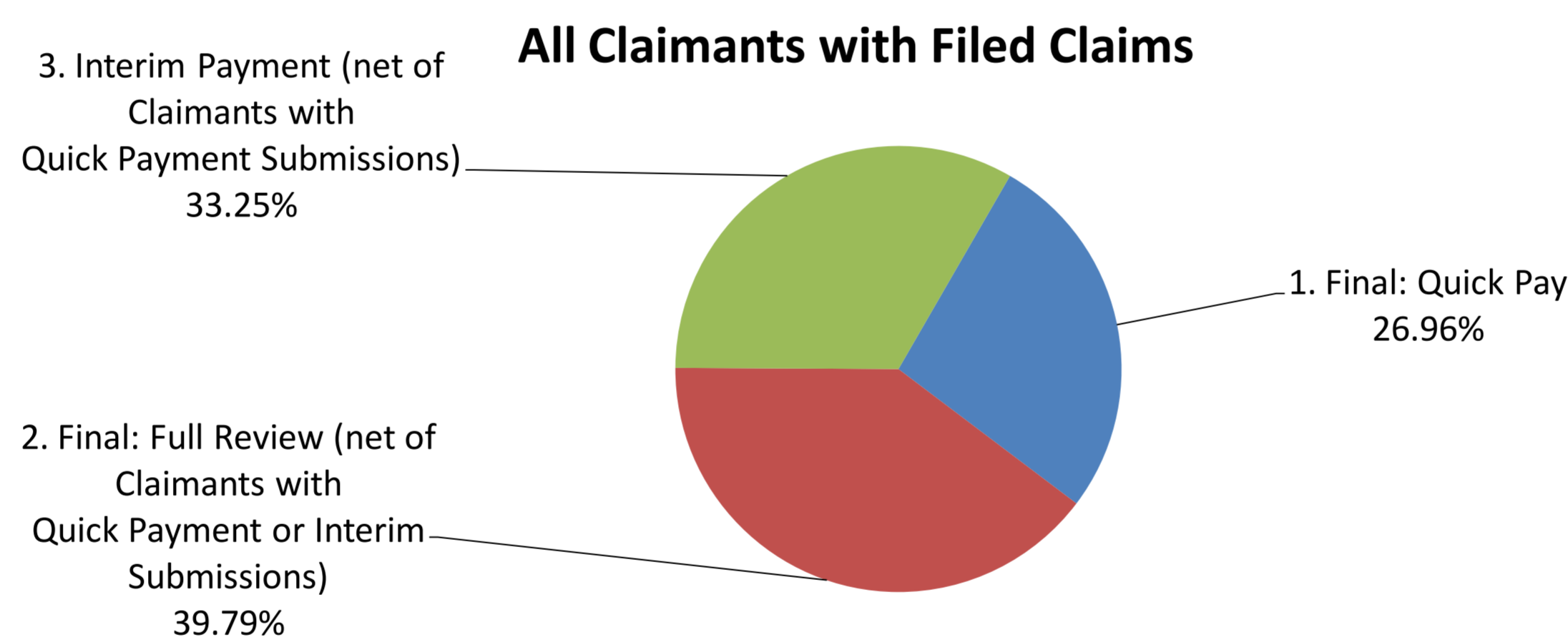
Claimant Submissions

(Quick Pay, Interim and Full Review Claimants only)

All Submitted and Paid Claimants	Claimants with Filed Claims	Reviewed Claimants	Paid Claimants	Amount Paid
1. Final: Quick Pay	12,515	12,486	12,275	\$ 118,015,000.00
2. Final: Full Review (net of Claimants with Quick Payment or Interim Submissions)	18,467	18,204	6,245	\$ 213,692,514.68
3. Interim Payment (net of Claimants with Quick Payment Submissions)	15,433	15,203	3,416	\$ 44,644,322.89
Total	46,415	45,893	21,936	\$ 376,351,837.57

Submitted and Paid Claimants - Individual	Claimants with Filed Claims	Reviewed Claimants	Paid Claimants	Amount Paid
1. Final: Quick Pay	9,581	9,565	9,442	\$ 47,210,000.00
2. Final: Full Review (net of Claimants with Quick Payment or Interim Submissions)	15,337	15,117	4,487	\$ 115,699,049.13
3. Interim Payment (net of Claimants with Quick Payment Submissions)	11,969	11,791	2,321	\$ 13,501,825.04
Sub-Total	36,887	36,473	16,250	\$ 176,410,874.17

Submitted and Paid Claimants - Business	Claimants with Filed Claims	Reviewed Claimants	Paid Claimants	Amount Paid
1. Final: Quick Pay	2,934	2,921	2,833	\$ 70,805,000.00
2. Final: Full Review (net of Claimants with Quick Payment or Interim Submissions)	3,130	3,087	1,758	\$ 97,993,465.55
3. Interim Payment (net of Claimants with Quick Payment Submissions)	3,464	3,412	1,095	\$ 31,142,497.85
Sub-Total	9,528	9,420	5,686	\$ 199,940,963.40



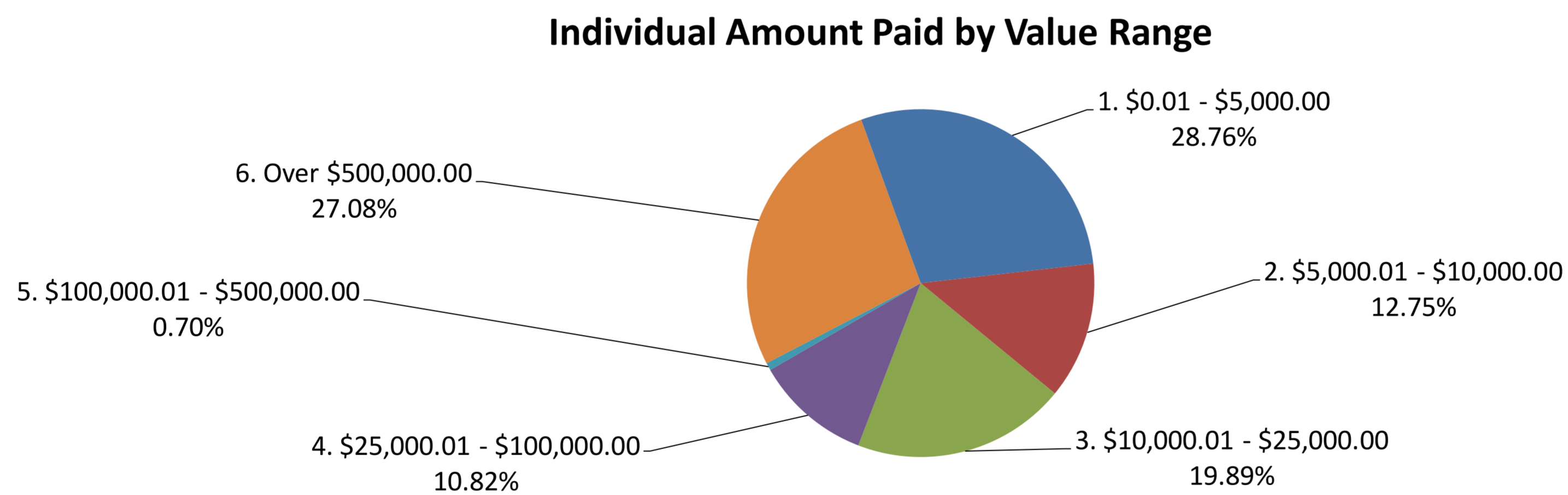
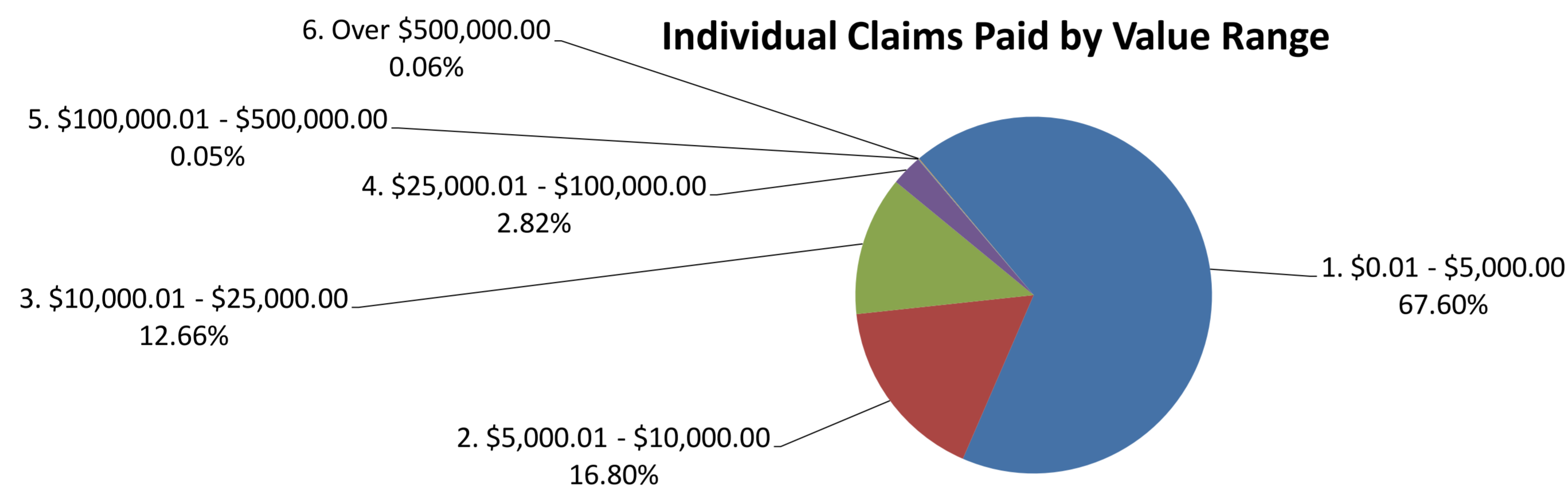
Mississippi Program Statistics

(Status Report as of May 16, 2012)

Individual Claims by Amount

(Claimants may have more than one Claim Category)

Paid Claims by Amount	No. of Claims	Amount Paid
1. \$0.01 - \$5,000.00	18,748	\$ 77,442,751.97
2. \$5,000.01 - \$10,000.00	4,659	\$ 34,318,834.90
3. \$10,000.01 - \$25,000.00	3,511	\$ 53,555,334.64
4. \$25,000.01 - \$100,000.00	783	\$ 29,131,311.43
5. \$100,000.01 - \$500,000.00	15	\$ 1,896,353.73
6. Over \$500,000.00	16	\$ 72,916,351.00
Total	27,732	\$ 269,260,937.67



Mississippi Program Statistics

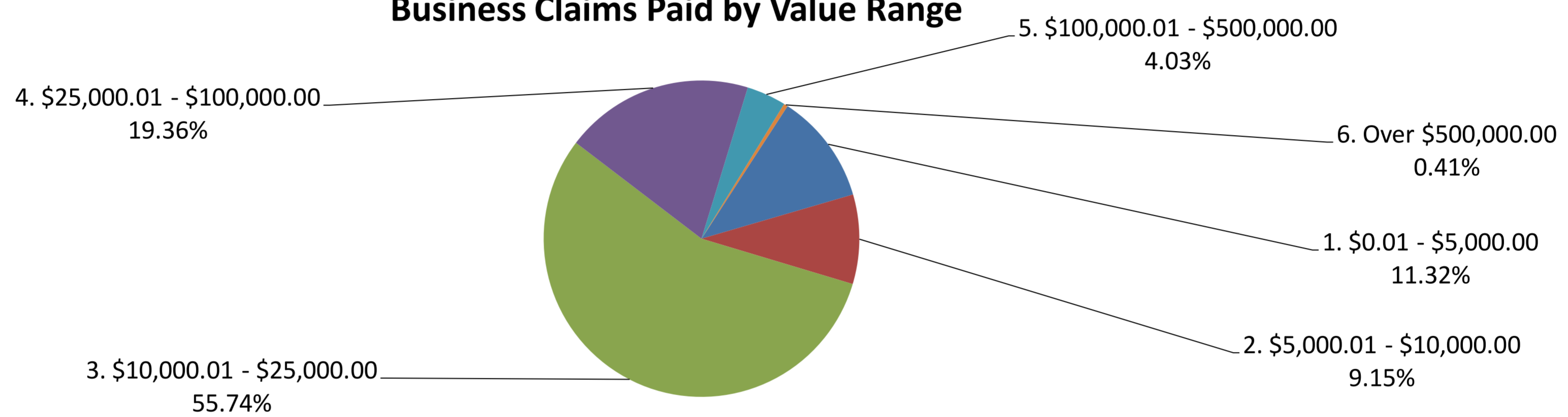
(Status Report as of May 16, 2012)

Business Claims by Amount

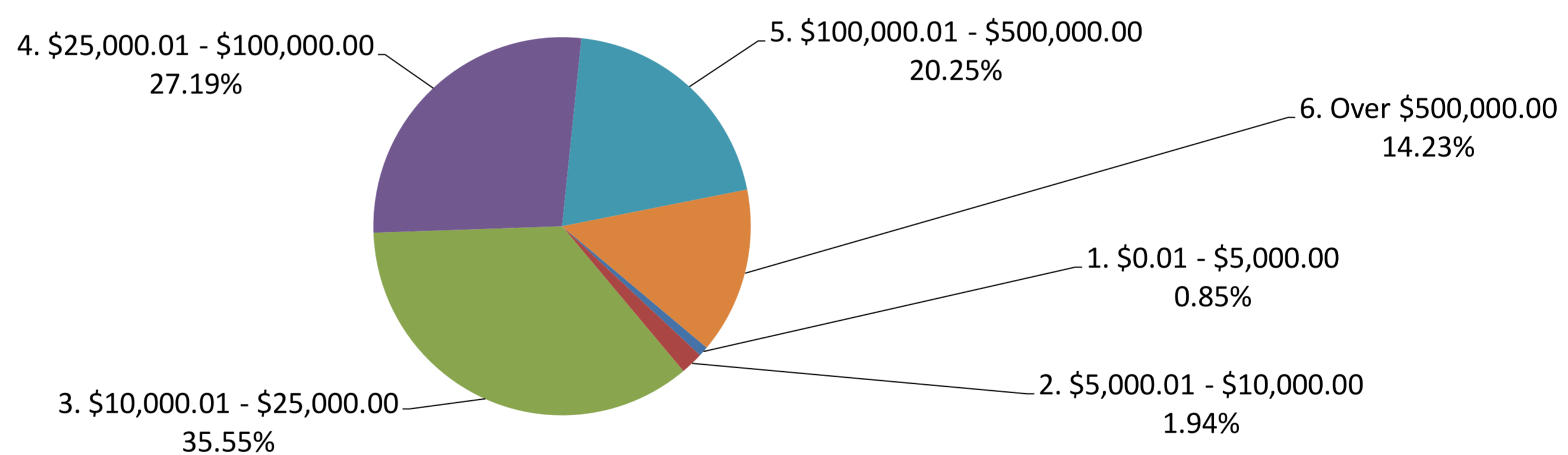
(Claimants may have more than one Claim Category)

Paid Claims by Amount	No. of Claims	Amount Paid
1. \$0.01 - \$5,000.00	1,088	\$ 2,889,822.92
2. \$5,000.01 - \$10,000.00	880	\$ 6,600,546.30
3. \$10,000.01 - \$25,000.00	5,359	\$ 121,060,316.77
4. \$25,000.01 - \$100,000.00	1,861	\$ 92,565,488.01
5. \$100,000.01 - \$500,000.00	387	\$ 68,933,061.91
6. Over \$500,000.00	39	\$ 48,438,927.49
Total	9,614	\$ 340,488,163.40

Business Claims Paid by Value Range



Business Amount Paid by Value Range



Mississippi Program Statistics*(Status Report as of May 16, 2012)***Claims by Category and Amount***(Claimants may have more than one Claim Category)*

Paid Claims by Category and Amount	No. of Claims	Amount Paid
1. Removal and Clean Up Costs		
a. \$0.01 - \$5,000.00	0	\$ -
b. \$5,000.01 - \$10,000.00	1	\$ 5,500.00
c. \$10,000.01 - \$25,000.00	0	\$ -
d. \$25,000.01 - \$100,000.00	0	\$ -
e. \$100,000.01 - \$500,000.00	0	\$ -
f. Over \$500,000.00	0	\$ -
Sub-Total	1	\$ 5,500.00
2. Real or Personal Property		
a. \$0.01 - \$5,000.00	31	\$ 95,678.44
b. \$5,000.01 - \$10,000.00	7	\$ 50,402.34
c. \$10,000.01 - \$25,000.00	12	\$ 208,414.57
d. \$25,000.01 - \$100,000.00	1	\$ 45,800.00
e. \$100,000.01 - \$500,000.00	1	\$ 160,000.00
f. Over \$500,000.00	2	\$ 1,133,800.00
Sub-Total	54	\$ 1,694,095.35
3. Lost Earnings or Profits		
a. \$0.01 - \$5,000.00	19,768	\$ 80,190,210.99
b. \$5,000.01 - \$10,000.00	5,531	\$ 40,863,478.86
c. \$10,000.01 - \$25,000.00	8,857	\$ 174,385,109.84
d. \$25,000.01 - \$100,000.00	2,643	\$ 121,650,999.44
e. \$100,000.01 - \$500,000.00	401	\$ 70,669,415.64
f. Over \$500,000.00	37	\$ 47,305,127.49
Sub-Total	37,237	\$ 535,064,342.26

Mississippi Program Statistics*(Status Report as of May 16, 2012)***Claims by Category and Amount***(Claimants may have more than one Claim Category)*

Paid Claims by Category and Amount	No. of Claims	Amount Paid
4. Loss of Subsistence Use of Natural Resources		
a. \$0.01 - \$5,000.00	25	\$ 23,068.32
b. \$5,000.01 - \$10,000.00	0	\$ -
c. \$10,000.01 - \$25,000.00	0	\$ -
d. \$25,000.01 - \$100,000.00	0	\$ -
e. \$100,000.01 - \$500,000.00	0	\$ -
f. Over \$500,000.00	0	\$ -
Sub-Total	25	\$ 23,068.32
5. Physical Injury / Death		
a. \$0.01 - \$5,000.00	12	\$ 23,617.14
b. \$5,000.01 - \$10,000.00	0	\$ -
c. \$10,000.01 - \$25,000.00	1	\$ 22,127.00
d. \$25,000.01 - \$100,000.00	0	\$ -
e. \$100,000.01 - \$500,000.00	0	\$ -
f. Over \$500,000.00	16	\$ 72,916,351.00
Sub-Total	29	\$ 72,962,095.14
6. Other Claims		
a. \$0.01 - \$5,000.00	0	\$ -
b. \$5,000.01 - \$10,000.00	0	\$ -
c. \$10,000.01 - \$25,000.00	0	\$ -
d. \$25,000.01 - \$100,000.00	0	\$ -
e. \$100,000.01 - \$500,000.00	0	\$ -
f. Over \$500,000.00	0	\$ -
Sub-Total	0	\$ -
Total	37,346	\$ 609,749,101.07

Mississippi Program Statistics

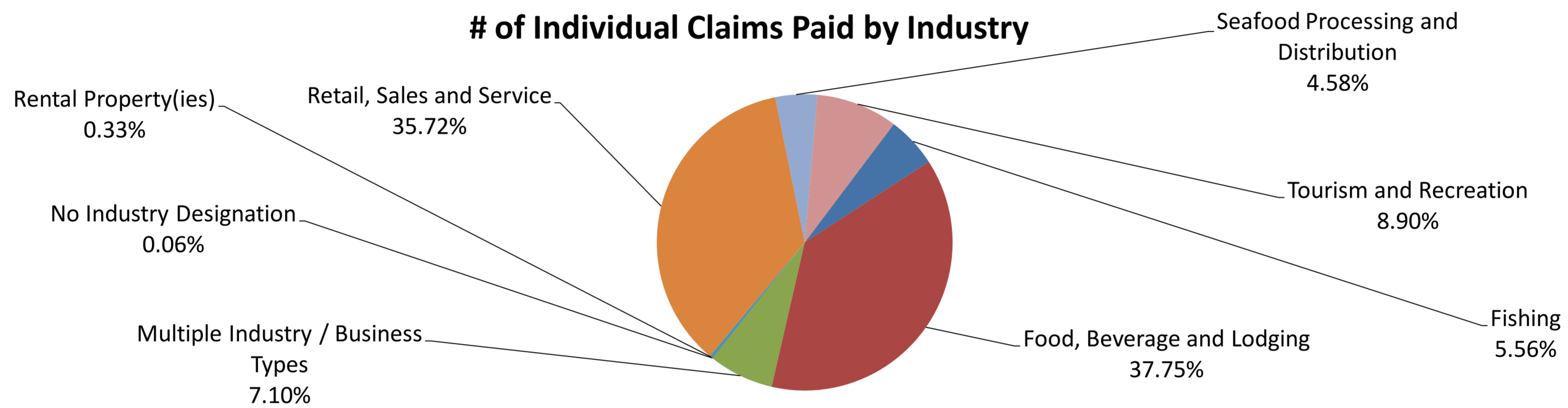
(Status Report as of May 16, 2012)

Individual Lost Earnings or Profits Claims Paid by Industry

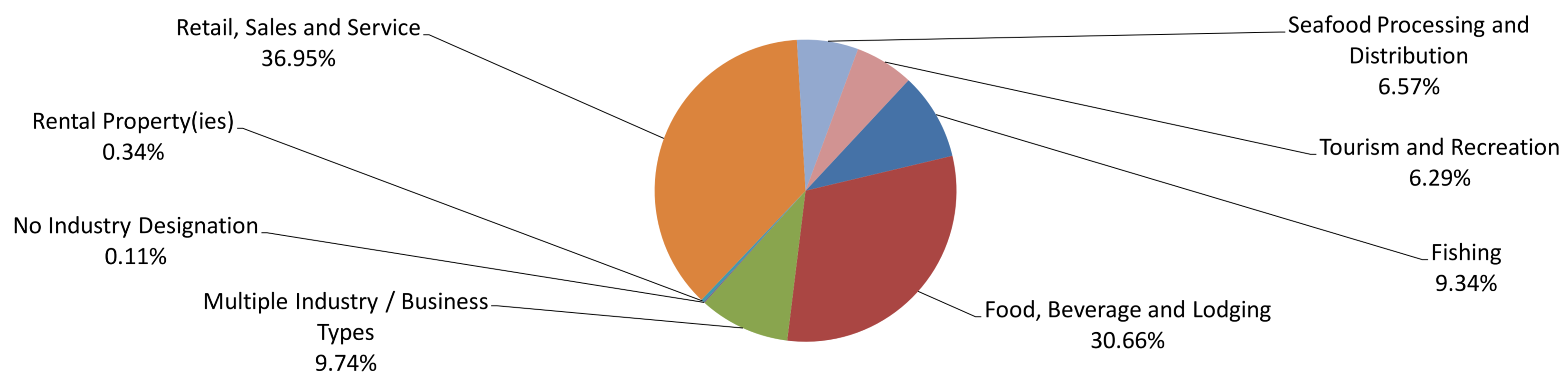
(Claimants may have more than one Claim Category)

Paid Claims By Industry	No. of Claims	Amount Paid
Fishing	1,538	\$ 18,306,816.77
Food, Beverage and Lodging	10,438	\$ 60,074,622.13
Multiple Industry / Business Types	1,963	\$ 19,087,110.31
No Industry Designation	16	\$ 212,130.96
Rental Property(ies)	90	\$ 659,004.15
Retail, Sales and Service	9,877	\$ 72,411,522.89
Seafood Processing and Distribution	1,265	\$ 12,865,768.07
Tourism and Recreation	2,462	\$ 12,332,979.70
Total	27,649	\$ 195,949,954.98

of Individual Claims Paid by Industry



Amount of Individual Claims Paid by Industry



Mississippi Program Statistics

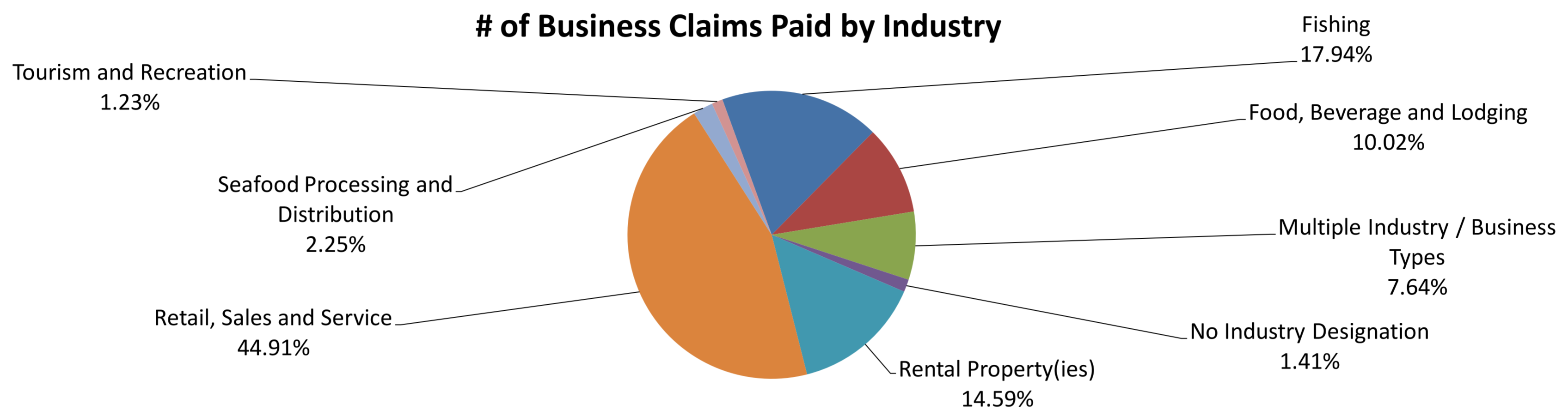
(Status Report as of May 16, 2012)

Business Lost Earnings or Profits Claims Paid by Industry

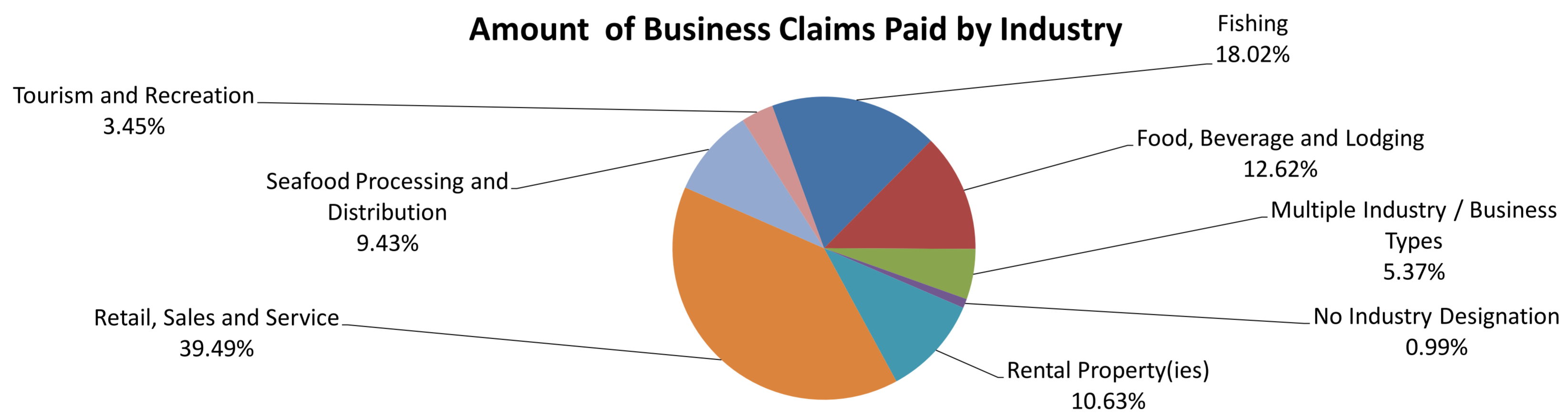
(Claimants may have more than one Claim Category)

Paid Claims By Industry	No. of Claims	Amount Paid
Fishing	1,720	\$ 61,098,039.83
Food, Beverage and Lodging	961	\$ 42,789,141.86
Multiple Industry / Business Types	733	\$ 18,222,863.98
No Industry Designation	135	\$ 3,344,907.89
Rental Property(ies)	1,399	\$ 36,045,883.64
Retail, Sales and Service	4,306	\$ 133,922,545.53
Seafood Processing and Distribution	216	\$ 31,991,144.93
Tourism and Recreation	118	\$ 11,699,859.62
Total	9,588	\$ 339,114,387.28

of Business Claims Paid by Industry



Amount of Business Claims Paid by Industry



Mississippi Program Statistics*(Status Report as of May 16, 2012)***Interim Claim Payment ("IP")**






IP Claimants by Process Status	No. of Claimants
TOTAL IP Claimants <i>(Claimants may have one or more Claim Category)</i>	15,433
1. IP Claimants Issued Interim Payment*	3,457
<i>*3,077 of these 3,457 Claimants have also received a Final Payment</i>	
2. \$0 Determined Loss for Interim: Final Offer Made and Accepted**	1,254
<i>**In all, 4,331 Interim Claimants have received Final Payment</i>	
3. \$0 Determined Loss for Interim: Final Offer Made, Pending Acceptance or Verified Release***	364
<i>***Prior payments made by BP and GCCF resulted in \$0 additional losses</i>	
4. IP Claimants Denied	8,451
5. IP Claimants Requiring Additional Information or Documentation	1,700
6. IP Claimants Under Review	207

IP Claimants by Claimant Type <i>(Claimants may have one or more Claim Category)</i>	No. of Claimants
1. Individual	11,969
2. Business	3,464
<i>Represented Claimants: 3,977</i>	
Total	15,433

Paid IP Claimants	Paid Claimants	Amount Paid
Interim Payment	3,416	\$ 44,644,322.89
Total	3,416	\$ 44,644,322.89

IP Payments by Category <i>(includes Individual and Business)</i>	Paid Claims	Amount Paid
1. Removal and Clean Up Costs	1	\$ 5,500.00
2. Real or Personal Property	2	\$ 8,379.60
3. Lost Earnings or Profits	3,447	\$ 44,615,877.88
4. Loss of Subsistence Use of Natural Resources	10	\$ 10,584.77
5. Physical Injury / Death	2	\$ 3,980.64
Total	3,462	\$ 44,644,322.89




GCCF Program Statistics - Mississippi Summary (as of May 16, 2012 - inclusive of Interim and Final Payments)

County Name				
Adams (Mississippi)	<u>Claimant Type</u>	<u>Claims Paid</u>	<u>Amount Paid</u>	Payments in County  ■ Resident
	Resident of County	8	\$87,695.70	
	Totals:	8	\$87,695.70	
Alcorn (Mississippi)	<u>Claimant Type</u>	<u>Claims Paid</u>	<u>Amount Paid</u>	Payments in County  ■ Resident
	Resident of County	4	\$56,800.00	
	Totals:	4	\$56,800.00	
Amite (Mississippi)	<u>Claimant Type</u>	<u>Claims Paid</u>	<u>Amount Paid</u>	Payments in County  ■ Resident
	Resident of County	9	\$15,269,053.01	
	Totals:	9	\$15,269,053.01	
Attala (Mississippi)	<u>Claimant Type</u>	<u>Claims Paid</u>	<u>Amount Paid</u>	Payments in County  ■ Resident
	Resident of County	1	\$4,067,782.00	
	Totals:	1	\$4,067,782.00	
Bolivar (Mississippi)	<u>Claimant Type</u>	<u>Claims Paid</u>	<u>Amount Paid</u>	Payments in County  ■ Resident
	Resident of County	3	\$38,690.95	
	Totals:	3	\$38,690.95	

GCCF Program Statistics - Mississippi Summary (as of May 16, 2012 - inclusive of Interim and Final Payments)

County Name	Claimant Type	Claims Paid	Amount Paid	Payments in County
Calhoun (Mississippi)	Resident of County	2	\$100,906.27	<ul style="list-style-type: none"> Resident Loss
	Claim Loss in County	1	\$58,281.42	
	Totals:	3	\$159,187.69	
Chickasaw (Mississippi)	Resident of County	8	\$121,513.02	<ul style="list-style-type: none"> Resident
	Totals:	8	\$121,513.02	
Claiborne (Mississippi)	Resident of County	2	\$22,600.00	<ul style="list-style-type: none"> Resident
	Totals:	2	\$22,600.00	
Claimant did not provide; GCCF researching (Mississippi)	Claim Loss in County	26	\$728,578.22	<ul style="list-style-type: none"> Loss
	Totals:	26	\$728,578.22	
Clarke (Mississippi)	Resident of County	11	\$3,373,623.00	<ul style="list-style-type: none"> Resident Both
	Resident and Loss in County	3	\$76,832.50	
	Totals:	14	\$3,450,455.50	

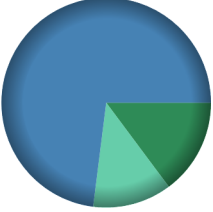
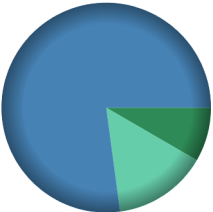



GCCF Program Statistics - Mississippi Summary (as of May 16, 2012 - inclusive of Interim and Final Payments)

County Name	Claimant Type	Claims Paid	Amount Paid	Payments in County
Clay (Mississippi)	Resident of County	2	\$9,000.00	 <ul style="list-style-type: none"> Resident
	Totals:	2	\$9,000.00	
	Coahoma (Mississippi)	Resident of County	60	
Resident and Loss in County	16	\$61,469.73		
Claim Loss in County	10	\$45,240.17		
Totals:	86	\$525,169.19		
COPIAH (Mississippi)	Resident of County	4	\$42,000.00	 <ul style="list-style-type: none"> Resident
	Totals:	4	\$42,000.00	
	Covington (Mississippi)	Resident of County	9	
Resident and Loss in County		2	\$6,000.00	
Totals:		11	\$3,343,869.05	
Desoto (Mississippi)	Resident of County	252	\$2,493,291.15	 <ul style="list-style-type: none"> Resident Loss Both
	Resident and Loss in County	6	\$72,768.40	
	Claim Loss in County	2	\$8,983.28	
	Totals:	260	\$2,575,042.83	


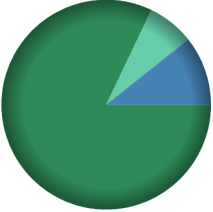
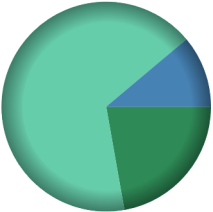
GCCF Program Statistics - Mississippi Summary (as of May 16, 2012 - inclusive of Interim and Final Payments)

County Name	Claimant Type	Claims Paid	Amount Paid	Payments in County
Forrest (Mississippi)	Resident of County	181	\$2,573,271.92	<ul style="list-style-type: none"> ■ Resident ■ Loss ■ Both
	Resident and Loss in County	48	\$1,883,121.08	
	Claim Loss in County	32	\$245,649.54	
	Totals:	261	\$4,702,042.54	
Franklin (Mississippi)	Resident of County	8	\$104,664.81	<ul style="list-style-type: none"> ■ Resident ■ Loss
	Claim Loss in County	2	\$19,600.00	
	Totals:	10	\$124,264.81	
George (Mississippi)	Resident of County	163	\$1,860,688.44	<ul style="list-style-type: none"> ■ Resident ■ Loss ■ Both
	Resident and Loss in County	111	\$2,331,957.03	
	Claim Loss in County	22	\$569,255.82	
	Totals:	296	\$4,761,901.29	
Greene (Mississippi)	Resident of County	27	\$297,474.57	<ul style="list-style-type: none"> ■ Resident ■ Both
	Resident and Loss in County	15	\$157,356.08	
	Totals:	42	\$454,830.65	
Grenada (Mississippi)	Resident of County	8	\$88,952.88	<ul style="list-style-type: none"> ■ Resident
	Totals:	8	\$88,952.88	



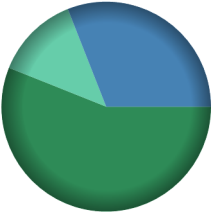
GCCF Program Statistics - Mississippi Summary (as of May 16, 2012 - inclusive of Interim and Final Payments)

County Name	Claimant Type	Claims Paid	Amount Paid	Payments in County
Hancock (Mississippi)	Resident of County	757	\$8,731,161.26	 <ul style="list-style-type: none"> ■ Resident ■ Loss ■ Both
	Resident and Loss in County	2,385	\$43,069,913.15	
	Claim Loss in County	587	\$7,194,612.56	
	Totals:	3,729	\$58,995,686.97	
Harrison (Mississippi)	Resident of County	2,306	\$27,391,041.81	 <ul style="list-style-type: none"> ■ Resident ■ Loss ■ Both
	Resident and Loss in County	17,996	\$252,776,815.22	
	Claim Loss in County	4,301	\$47,615,732.38	
	Totals:	24,603	\$327,783,589.41	
Hinds (Mississippi)	Resident of County	118	\$13,413,711.52	 <ul style="list-style-type: none"> ■ Resident ■ Loss ■ Both
	Resident and Loss in County	7	\$103,169.79	
	Claim Loss in County	25	\$358,541.10	
	Totals:	150	\$13,875,422.41	
Holmes (Mississippi)	Resident of County	3	\$22,620.98	 <ul style="list-style-type: none"> ■ Resident
	Totals:	3	\$22,620.98	
Humphreys (Mississippi)	Resident of County	7	\$68,200.00	 <ul style="list-style-type: none"> ■ Resident ■ Loss
	Claim Loss in County	1	\$28,000.00	
	Totals:	8	\$96,200.00	

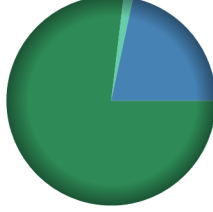
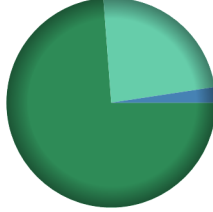


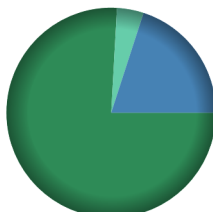
GCCF Program Statistics - Mississippi Summary (as of May 16, 2012 - inclusive of Interim and Final Payments)

County Name	Claimant Type	Claims Paid	Amount Paid	Payments in County
Issaquena (Mississippi)	Resident of County	2	\$15,000.00	 <ul style="list-style-type: none"> Resident
	Totals:	2	\$15,000.00	
	Itawamba (Mississippi)	Resident of County	9	
Totals:		9	\$202,365.84	
Jackson (Mississippi)		Resident of County	2,874	\$31,096,177.79
	Resident and Loss in County	5,096	\$79,714,623.09	
	Claim Loss in County	1,937	\$22,004,964.97	
	Totals:	9,907	\$132,815,765.85	
Jasper (Mississippi)	Resident of County	11	\$196,069.26	 <ul style="list-style-type: none"> Resident Loss Both
	Resident and Loss in County	1	\$25,500.00	
	Claim Loss in County	1	\$17,238.32	
	Totals:	13	\$238,807.58	
Jefferson (Mississippi)	Resident of County	4	\$28,200.00	 <ul style="list-style-type: none"> Resident Loss Both
	Resident and Loss in County	2	\$14,100.00	
	Claim Loss in County	2	\$84,648.74	
	Totals:	8	\$126,948.74	


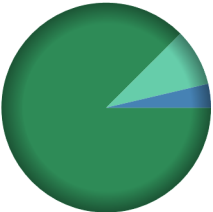

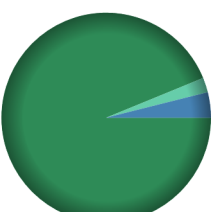

GCCF Program Statistics - Mississippi Summary (as of May 16, 2012 - inclusive of Interim and Final Payments)

County Name	Claimant Type	Claims Paid	Amount Paid	Payments in County
Jefferson Davis (Mississippi)	Resident of County	9	\$150,886.30	 <ul style="list-style-type: none"> Resident
	Totals:	9	\$150,886.30	
	Jones (Mississippi)	Resident of County	39	
Resident and Loss in County		2	\$65,000.00	
Claim Loss in County		1	\$17,300.00	
Totals:		42	\$687,190.24	
Kemper (Mississippi)	Claim Loss in County	3	\$133,800.00	 <ul style="list-style-type: none"> Loss
	Totals:	3	\$133,800.00	
	Lafayette (Mississippi)	Resident of County	34	
Claim Loss in County		2	\$12,000.00	
Totals:		36	\$526,828.74	
Lamar (Mississippi)	Resident of County	50	\$578,801.70	 <ul style="list-style-type: none"> Resident Loss Both
	Resident and Loss in County	14	\$319,906.07	
	Claim Loss in County	7	\$134,091.67	
	Totals:	71	\$1,032,799.44	






GCCF Program Statistics - Mississippi Summary (as of May 16, 2012 - inclusive of Interim and Final Payments)

County Name				
Lauderdale (Mississippi)	<u>Claimant Type</u>	<u>Claims Paid</u>	<u>Amount Paid</u>	Payments in County  <ul style="list-style-type: none"> ■ Resident ■ Loss ■ Both
	Resident of County	77	\$1,693,553.00	
	Resident and Loss in County	5	\$476,687.76	
	Claim Loss in County	3	\$31,875.24	
	Totals:	85	\$2,202,116.00	
Lawrence (Mississippi)	<u>Claimant Type</u>	<u>Claims Paid</u>	<u>Amount Paid</u>	Payments in County  <ul style="list-style-type: none"> ■ Resident ■ Loss ■ Both
	Resident of County	10	\$4,096,750.00	
	Resident and Loss in County	10	\$132,500.00	
	Claim Loss in County	6	\$1,322,084.30	
	Totals:	26	\$5,551,334.30	
Leake (Mississippi)	<u>Claimant Type</u>	<u>Claims Paid</u>	<u>Amount Paid</u>	Payments in County  <ul style="list-style-type: none"> ■ Resident
	Resident of County	6	\$4,107,856.00	
	Totals:	6	\$4,107,856.00	
Lee (Mississippi)	<u>Claimant Type</u>	<u>Claims Paid</u>	<u>Amount Paid</u>	Payments in County  <ul style="list-style-type: none"> ■ Resident ■ Both
	Resident of County	35	\$501,532.78	
	Resident and Loss in County	1	\$25,000.00	
	Totals:	36	\$526,532.78	
Leflore (Mississippi)	<u>Claimant Type</u>	<u>Claims Paid</u>	<u>Amount Paid</u>	Payments in County  <ul style="list-style-type: none"> ■ Resident ■ Loss ■ Both
	Resident of County	11	\$117,427.24	
	Resident and Loss in County	2	\$30,956.18	
	Claim Loss in County	2	\$6,374.08	
	Totals:	15	\$154,757.50	

GCCF Program Statistics - Mississippi Summary (as of May 16, 2012 - inclusive of Interim and Final Payments)

County Name				
Lincoln (Mississippi)	<u>Claimant Type</u>	<u>Claims Paid</u>	<u>Amount Paid</u>	Payments in County  <ul style="list-style-type: none"> ■ Resident ■ Loss ■ Both
	Resident of County	20	\$368,012.04	
	Resident and Loss in County	2	\$71,134.44	
	Claim Loss in County	3	\$127,200.00	
	Totals:	25	\$566,346.48	
Lowndes (Mississippi)	<u>Claimant Type</u>	<u>Claims Paid</u>	<u>Amount Paid</u>	Payments in County  <ul style="list-style-type: none"> ■ Resident ■ Loss ■ Both
	Resident of County	39	\$656,132.95	
	Resident and Loss in County	2	\$27,400.00	
	Claim Loss in County	1	\$66,037.62	
	Totals:	42	\$749,570.57	
Madison (Mississippi)	<u>Claimant Type</u>	<u>Claims Paid</u>	<u>Amount Paid</u>	Payments in County  <ul style="list-style-type: none"> ■ Resident ■ Loss ■ Both
	Resident of County	147	\$5,065,596.55	
	Resident and Loss in County	8	\$134,610.59	
	Claim Loss in County	6	\$164,993.18	
	Totals:	161	\$5,365,200.32	
Marion (Mississippi)	<u>Claimant Type</u>	<u>Claims Paid</u>	<u>Amount Paid</u>	Payments in County  <ul style="list-style-type: none"> ■ Resident ■ Loss ■ Both
	Resident of County	33	\$7,589,869.74	
	Resident and Loss in County	16	\$316,397.26	
	Claim Loss in County	7	\$183,614.98	
	Totals:	56	\$8,089,881.98	
Marshall (Mississippi)	<u>Claimant Type</u>	<u>Claims Paid</u>	<u>Amount Paid</u>	Payments in County  <ul style="list-style-type: none"> ■ Resident
	Resident of County	6	\$89,000.00	
	Totals:	6	\$89,000.00	


GCCF Program Statistics - Mississippi Summary (as of May 16, 2012 - inclusive of Interim and Final Payments)

County Name	Claimant Type	Claims Paid	Amount Paid	Payments in County
Monroe (Mississippi)	Resident of County	34	\$495,377.54	 <ul style="list-style-type: none"> Resident Both
	Resident and Loss in County	2	\$1,720,132.86	
	Totals:	36	\$2,215,510.40	
Montgomery (Mississippi)	Resident of County	4	\$57,700.00	 <ul style="list-style-type: none"> Resident
	Totals:	4	\$57,700.00	
Neshoba (Mississippi)	Resident of County	11	\$5,663,251.66	 <ul style="list-style-type: none"> Resident Loss Both
	Resident and Loss in County	1	\$25,000.00	
	Claim Loss in County	12	\$245,377.88	
	Totals:	24	\$5,933,629.54	
Newton (Mississippi)	Resident of County	8	\$230,874.28	 <ul style="list-style-type: none"> Resident
	Totals:	8	\$230,874.28	
Noxubee (Mississippi)	Resident of County	4	\$46,300.00	 <ul style="list-style-type: none"> Resident
	Totals:	4	\$46,300.00	



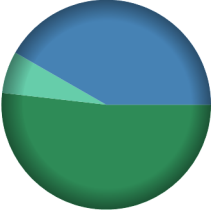

GCCF Program Statistics - Mississippi Summary (as of May 16, 2012 - inclusive of Interim and Final Payments)

County Name	Claimant Type	Claims Paid	Amount Paid	Payments in County
Oktibbeha (Mississippi)	Resident of County	40	\$548,375.47	<ul style="list-style-type: none"> Resident Loss
	Claim Loss in County	2	\$53,339.65	
	Totals:	42	\$601,715.12	
Panola (Mississippi)	Resident of County	30	\$240,482.84	<ul style="list-style-type: none"> Resident Both
	Resident and Loss in County	2	\$6,697.36	
	Totals:	32	\$247,180.20	
Pearl River (Mississippi)	Resident of County	539	\$5,229,177.25	<ul style="list-style-type: none"> Resident Loss Both
	Resident and Loss in County	124	\$2,667,629.89	
	Claim Loss in County	16	\$344,205.53	
	Totals:	679	\$8,241,012.67	
Perry (Mississippi)	Resident of County	12	\$191,888.93	<ul style="list-style-type: none"> Resident Both
	Resident and Loss in County	6	\$99,200.00	
	Totals:	18	\$291,088.93	
Pike (Mississippi)	Resident of County	73	\$3,854,026.88	<ul style="list-style-type: none"> Resident Loss Both
	Resident and Loss in County	13	\$664,105.94	
	Claim Loss in County	3	\$22,000.00	
	Totals:	89	\$4,540,132.82	




GCCF Program Statistics - Mississippi Summary (as of May 16, 2012 - inclusive of Interim and Final Payments)

County Name	Claimant Type	Claims Paid	Amount Paid	Payments in County
Pontotoc (Mississippi)	Resident of County	2	\$28,017.80	 <ul style="list-style-type: none"> Resident
	Totals:	2	\$28,017.80	
	Prentiss (Mississippi)	Resident of County	2	
Totals:		2	\$7,500.00	
Quitman (Mississippi)		Resident of County	7	\$27,141.99
	Totals:	7	\$27,141.99	
	Rankin (Mississippi)	Resident of County	109	\$4,124,909.83
Resident and Loss in County		4	\$59,191.13	
Claim Loss in County		5	\$53,389.66	
Totals:		118	\$4,237,490.62	
Scott (Mississippi)		Resident of County	17	\$231,923.94
	Totals:	17	\$231,923.94	





GCCF Program Statistics - Mississippi Summary (as of May 16, 2012 - inclusive of Interim and Final Payments)

County Name	Claimant Type	Claims Paid	Amount Paid	Payments in County
Sharkey (Mississippi)	Resident of County	2	\$9,800.00	 <ul style="list-style-type: none"> Resident
	Totals:	2	\$9,800.00	
	Simpson (Mississippi)	Resident of County	17	
Claim Loss in County		2	\$35,800.00	
Totals:		19	\$251,828.43	
Smith (Mississippi)	Resident of County	4	\$36,250.56	 <ul style="list-style-type: none"> Resident Loss
	Claim Loss in County	2	\$278,660.96	
	Totals:	6	\$314,911.52	
Stone (Mississippi)	Resident of County	290	\$3,787,828.23	 <ul style="list-style-type: none"> Resident Loss Both
	Resident and Loss in County	94	\$3,052,007.79	
	Claim Loss in County	33	\$472,969.54	
	Totals:	417	\$7,312,805.56	
Sunflower (Mississippi)	Resident of County	12	\$151,426.15	 <ul style="list-style-type: none"> Resident Both
	Resident and Loss in County	1	\$25,000.00	
	Totals:	13	\$176,426.15	



GCCF Program Statistics - Mississippi Summary (as of May 16, 2012 - inclusive of Interim and Final Payments)

County Name	Claimant Type	Claims Paid	Amount Paid	Payments in County
Tallahatchie (Mississippi)	Resident of County	9	\$57,136.00	 <ul style="list-style-type: none"> Resident
	Totals:	9	\$57,136.00	
	Tate (Mississippi)	Resident of County	26	
Resident and Loss in County		2	\$9,713.76	
Claim Loss in County		3	\$41,016.08	
Totals:		31	\$207,376.21	
Tishomingo (Mississippi)	Resident of County	3	\$31,100.00	 <ul style="list-style-type: none"> Resident
	Totals:	3	\$31,100.00	
	Tunica (Mississippi)	Resident of County	9	
Resident and Loss in County		130	\$687,714.22	
Claim Loss in County		378	\$1,918,237.59	
Totals:		517	\$2,636,199.16	
Union (Mississippi)	Resident of County	2	\$48,900.00	 <ul style="list-style-type: none"> Resident
	Totals:	2	\$48,900.00	

GCCF Program Statistics - Mississippi Summary (as of May 16, 2012 - inclusive of Interim and Final Payments)

County Name	Claimant Type	Claims Paid	Amount Paid	Payments in County
Unknown (Mississippi)	Resident of County	68	\$1,144,863.92	 <ul style="list-style-type: none"> Resident
	Totals:	68	\$1,144,863.92	
	Walthall (Mississippi)	Resident of County	16	
Resident and Loss in County	1	\$36,997.80		
Claim Loss in County	1	\$25,000.00		
Totals:	18	\$6,580,633.85		
Warren (Mississippi)	Resident of County	30	\$394,230.89	 <ul style="list-style-type: none"> Resident Loss
	Claim Loss in County	2	\$6,300.64	
	Totals:	32	\$400,531.53	
WASHINGTON (Mississippi)	Resident of County	29	\$417,448.23	 <ul style="list-style-type: none"> Resident Both
	Resident and Loss in County	2	\$7,200.00	
	Totals:	31	\$424,648.23	
Wayne (Mississippi)	Resident of County	18	\$9,075,278.24	 <ul style="list-style-type: none"> Resident Loss Both
	Resident and Loss in County	5	\$126,600.00	
	Claim Loss in County	6	\$44,995.41	
	Totals:	29	\$9,246,873.65	

GCCF Program Statistics - Mississippi Summary (as of May 16, 2012 - inclusive of Interim and Final Payments)

County Name	Claimant Type	Claims Paid	Amount Paid	Payments in County
Webster (Mississippi)	Resident of County	2	\$28,000.00	 <p>Resident</p>
	Totals:	2	\$28,000.00	
	Wilkinson (Mississippi)	Resident of County	4	
Totals:		4	\$32,300.00	
Winston (Mississippi)		Resident of County	5	\$43,700.00
	Resident and Loss in County	2	\$31,280.15	
	Totals:	7	\$74,980.15	
YALOBUSHA (Mississippi)	Resident of County	8	\$55,808.99	 <p>Resident</p>
	Totals:	8	\$55,808.99	
	Yazoo (Mississippi)	Resident of County	7	
Resident and Loss in County		1	\$74,400.00	
Totals:		8	\$187,143.44	