

Louisiana Program Statistics (Status Report as of May 16, 2012)

All Claimants	No. of Claimants
Total All Claimants (Claims: 378,408) <i>(This is a unique count that includes all Emergency Advance Payment Claimants)</i>	216,256
1. Individual	182,728
2. Business	33,528
<i>Claimants Represented by Counsel: 36,705</i>	

Current Claimant Status	No. of Claimants
Interim and Final Claimants - Phase II <i>(This report reflects Claimants' current status as of the report date, therefore each Claimant is only represented in one category below.)</i>	129,084
Reviewed - Phase II Only	127,269
1. Final Payment Issued	63,070
a. Quick Payment	45,498
b. Full Review	17,572
2. Final Release Accepted Pending Payment	48
3. Final Offer Acknowledged Pending Accepted Release	559
4. Final Offer Made	2,907
<i>With Interim Payment (935 out of these 2,907 Final Offers)</i>	
5. Other Claim Determinations:	60,685
a. Claimants Without an Established Loss	3,124
b. Withdrawal Requested	201
c. Claimants Notified Additional Information Required	2,569
d. Claimant Denied	54,791
Under Review	1,855
1. Phase II - Interim & Final	1,815
2. Phase I - EAP Unresolved / Under Review (Claims Subject to Liens, Audit Holds, etc.)	40
Claimants with Resolved EAP Submissions <i>(Many EAP Claimants have re-filed in the Phase II: Interim and Final Claim Stage)</i>	185,953

Paid Claimants	Paid Claimants	Total Amount Paid
Total Unique Claimants	70,457	\$ 1,947,924,397.23
1. Quick Pay / Full Review / Interim Payment	68,427	\$ 1,036,977,432.23
a. Individual	52,301	\$ 453,936,988.09
b. Business	16,126	\$ 583,040,444.14
2. Emergency Advanced Payment (EAP)	60,541	\$ 910,946,965.00
a. Individual	46,875	\$ 406,259,700.00
b. Business	13,666	\$ 504,687,265.00
Separate Fund for Real Estate Brokers and Agents		\$ 4,222,089.75
Total Paid:		\$ 1,952,146,486.98

Quick Pay Final Payments	Claimants with Filed Claims	Reviewed Claimants	Paid Claimants	Amount Paid
Total Quick Pay Final Payments	46,336	46,024	45,428	\$ 402,760,000.00
1. Individual	37,293	37,070	36,645	\$ 183,270,000.00
2. Business	9,043	8,954	8,783	\$ 219,490,000.00
Interim Payments	Claimants with Filed Claims	Reviewed Claimants*	Paid Claimants	Amount Paid
Total Interim Payments	38,563	37,892	5,663	\$ 115,737,408.62
1. Individual	29,299	28,879	3,142	\$ 27,378,172.97
2. Business	9,264	9,013	2,521	\$ 88,359,235.65
<i>* Details on Interim Claimants, including Status are reflected on Page 9 of this report</i>				
Full Review Final Payments	Claimants with Filed Claims	Reviewed Claimants	Paid Claimants	Amount Paid
Total Full Review Final Payments	52,003	51,169	17,336	\$ 518,480,023.61
1. Individual	42,034	41,379	12,514	\$ 243,288,815.12
2. Business	9,969	9,790	4,822	\$ 275,191,208.49

Full Review Final Payment Offers <i>(Inclusive of Offers with Release Accepted and Final Payment Issued)</i>	Offers Made	Amount Offered	Offers Accepted	Amount Accepted
Total Final Offers	22,801	\$ 577,425,724.21	18,036	\$ 479,810,023.13
1. Final Offers: Individual	15,510	\$ 168,019,915.51	12,856	\$ 148,820,457.88
2. Final Offers: Business	7,291	\$ 409,405,808.70	5,180	\$ 330,989,565.25

Louisiana Program Statistics

(Status Report as of May 16, 2012)

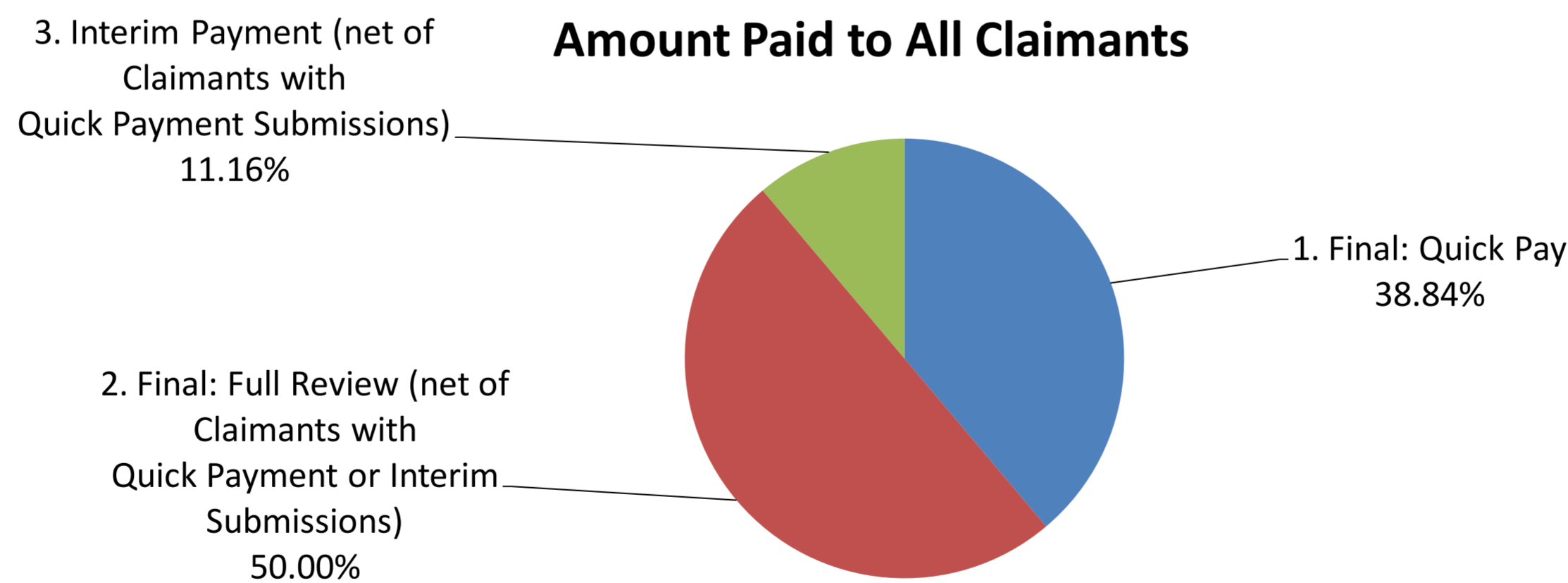
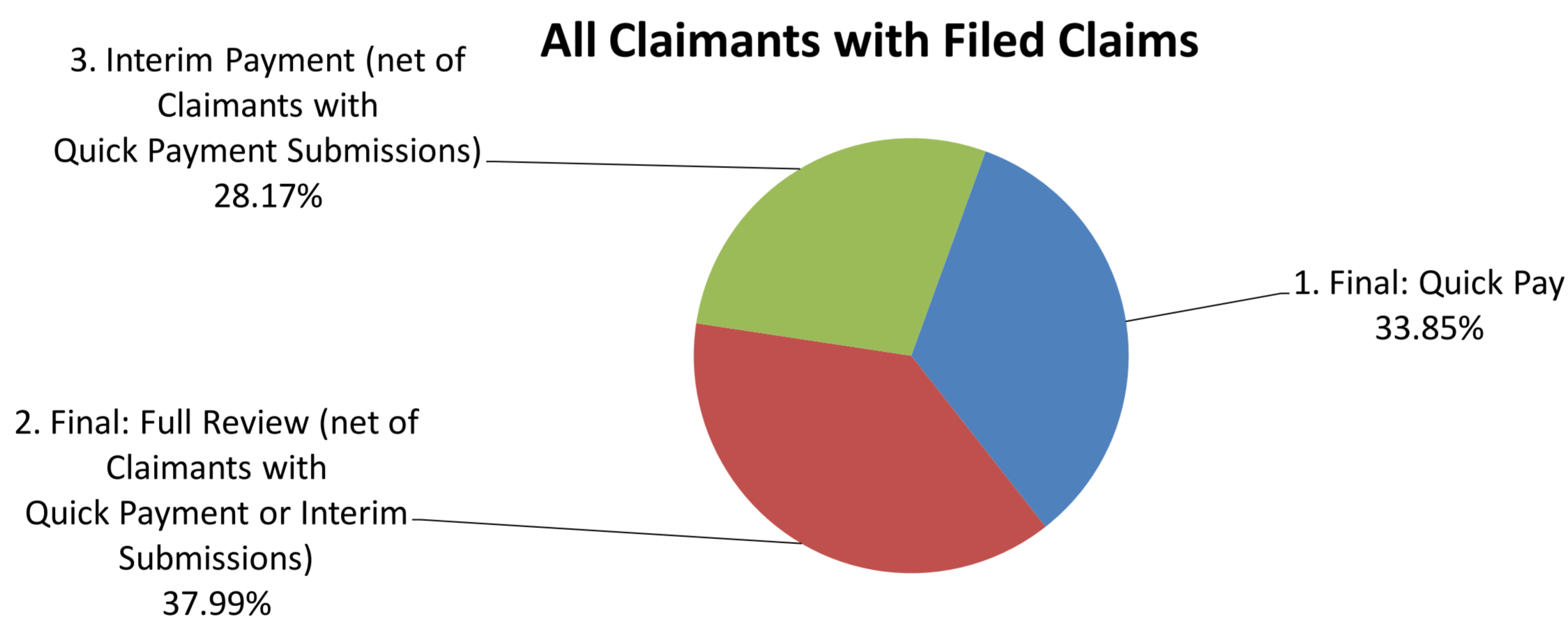
Claimant Submissions

(Quick Pay, Interim and Full Review Claimants only)

All Submitted and Paid Claimants	Claimants with Filed Claims	Reviewed Claimants	Paid Claimants	Amount Paid
1. Final: Quick Pay	46,336	46,024	45,428	\$ 402,760,000.00
2. Final: Full Review (net of Claimants with Quick Payment or Interim Submissions)	52,003	51,169	17,336	\$ 518,480,023.61
3. Interim Payment (net of Claimants with Quick Payment Submissions)	38,563	37,892	5,663	\$ 115,737,408.62
Total	136,902	135,085	68,427	\$ 1,036,977,432.23

Submitted and Paid Claimants - Individual	Claimants with Filed Claims	Reviewed Claimants	Paid Claimants	Amount Paid
1. Final: Quick Pay	37,293	37,070	36,645	\$ 183,270,000.00
2. Final: Full Review (net of Claimants with Quick Payment or Interim Submissions)	42,034	41,379	12,514	\$ 243,288,815.12
3. Interim Payment (net of Claimants with Quick Payment Submissions)	29,299	28,879	3,142	\$ 27,378,172.97
Sub-Total	108,626	107,328	52,301	\$ 453,936,988.09

Submitted and Paid Claimants - Business	Claimants with Filed Claims	Reviewed Claimants	Paid Claimants	Amount Paid
1. Final: Quick Pay	9,043	8,954	8,783	\$ 219,490,000.00
2. Final: Full Review (net of Claimants with Quick Payment or Interim Submissions)	9,969	9,790	4,822	\$ 275,191,208.49
3. Interim Payment (net of Claimants with Quick Payment Submissions)	9,264	9,013	2,521	\$ 88,359,235.65
Sub-Total	28,276	27,757	16,126	\$ 583,040,444.14



Louisiana Program Statistics

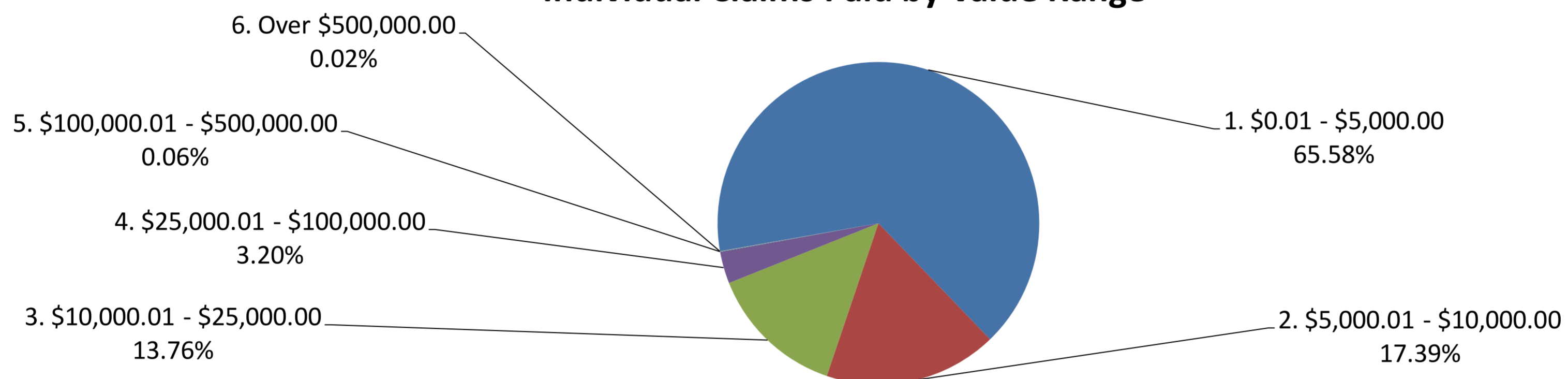
(Status Report as of May 16, 2012)

Individual Claims by Amount

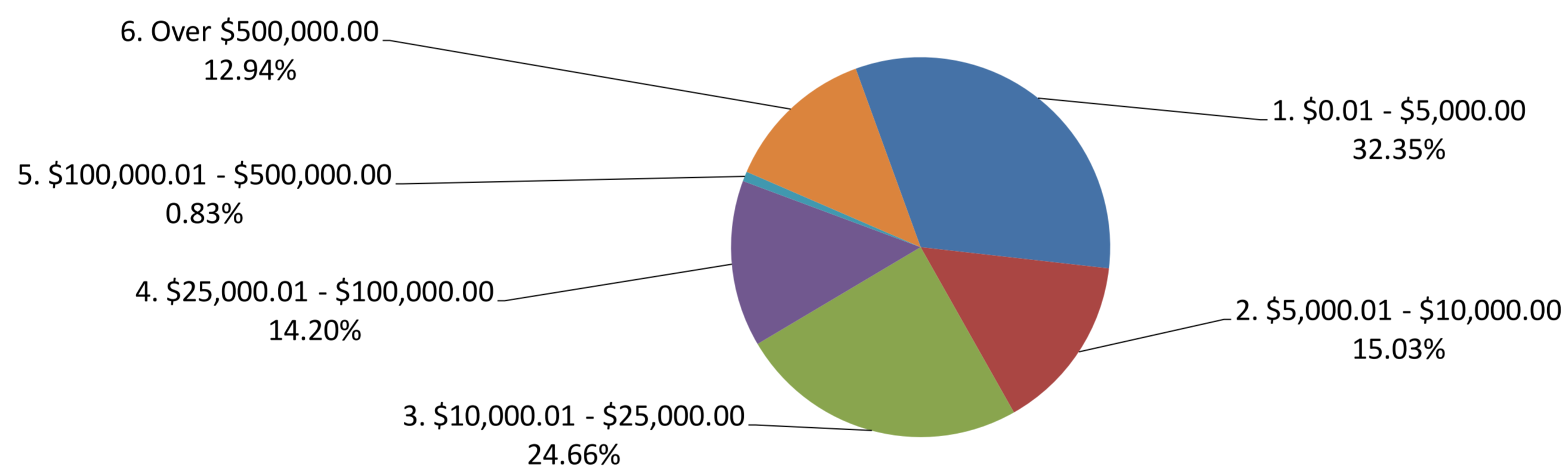
(Claimants may have more than one Claim Category)

Paid Claims by Amount	No. of Claims	Amount Paid
1. \$0.01 - \$5,000.00	65,079	\$ 278,232,345.93
2. \$5,000.01 - \$10,000.00	17,260	\$ 129,272,372.79
3. \$10,000.01 - \$25,000.00	13,651	\$ 212,085,509.63
4. \$25,000.01 - \$100,000.00	3,174	\$ 122,114,550.93
5. \$100,000.01 - \$500,000.00	55	\$ 7,173,811.81
6. Over \$500,000.00	20	\$ 111,318,097.00
Total	99,239	\$ 860,196,688.09

Individual Claims Paid by Value Range



Individual Amount Paid by Value Range



Louisiana Program Statistics

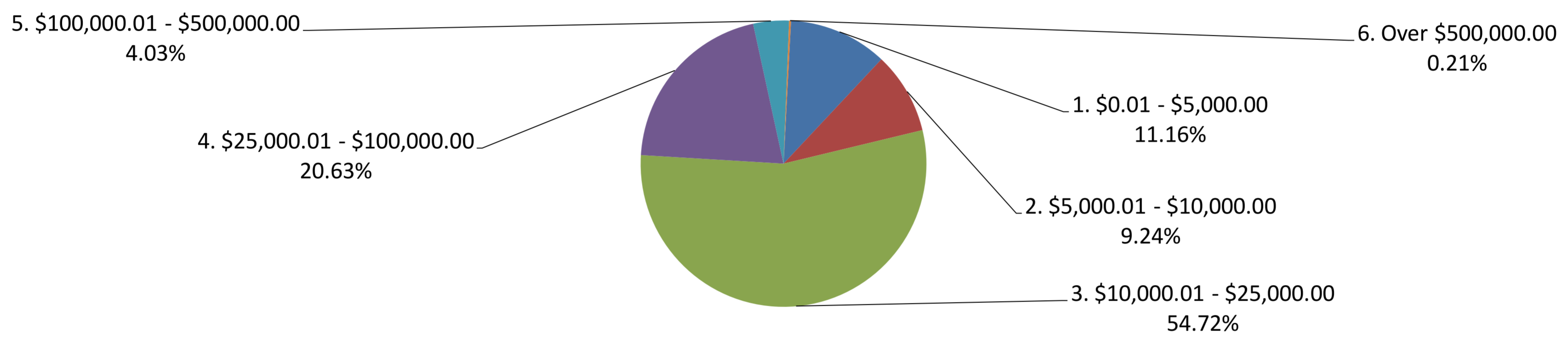
(Status Report as of May 16, 2012)

Business Claims by Amount

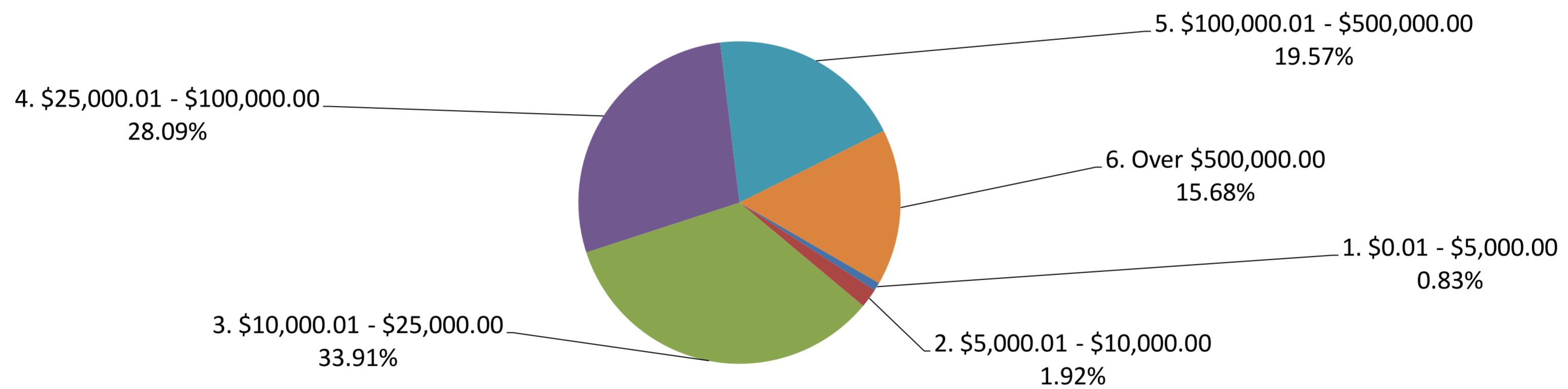
(Claimants may have more than one Claim Category)

Paid Claims by Amount	No. of Claims	Amount Paid
1. \$0.01 - \$5,000.00	3,338	\$ 9,037,374.58
2. \$5,000.01 - \$10,000.00	2,765	\$ 20,862,800.78
3. \$10,000.01 - \$25,000.00	16,370	\$ 368,838,862.34
4. \$25,000.01 - \$100,000.00	6,173	\$ 305,589,731.09
5. \$100,000.01 - \$500,000.00	1,206	\$ 212,815,207.12
6. Over \$500,000.00	64	\$ 170,583,733.23
Total	29,916	\$ 1,087,727,709.14

Business Claims Paid by Value Range



Business Amount Paid by Value Range



Louisiana Program Statistics*(Status Report as of May 16, 2012)***Claims by Category and Amount***(Claimants may have more than one Claim Category)*

Paid Claims by Category and Amount	No. of Claims	Amount Paid
1. Removal and Clean Up Costs		
a. \$0.01 - \$5,000.00	3	\$ 9,779.50
b. \$5,000.01 - \$10,000.00	2	\$ 16,505.46
c. \$10,000.01 - \$25,000.00	4	\$ 80,607.50
d. \$25,000.01 - \$100,000.00	2	\$ 71,600.00
e. \$100,000.01 - \$500,000.00	1	\$ 172,089.30
f. Over \$500,000.00	1	\$ 681,518.07
Sub-Total	13	\$ 1,032,099.83
2. Real or Personal Property		
a. \$0.01 - \$5,000.00	38	\$ 116,591.29
b. \$5,000.01 - \$10,000.00	29	\$ 217,972.52
c. \$10,000.01 - \$25,000.00	36	\$ 622,113.01
d. \$25,000.01 - \$100,000.00	11	\$ 453,513.09
e. \$100,000.01 - \$500,000.00	1	\$ 124,852.85
f. Over \$500,000.00	0	\$ -
Sub-Total	115	\$ 1,535,042.76
3. Lost Earnings or Profits		
a. \$0.01 - \$5,000.00	68,279	\$ 286,953,177.62
b. \$5,000.01 - \$10,000.00	19,981	\$ 149,807,748.95
c. \$10,000.01 - \$25,000.00	29,978	\$ 580,188,521.84
d. \$25,000.01 - \$100,000.00	9,334	\$ 427,179,168.93
e. \$100,000.01 - \$500,000.00	1,259	\$ 219,692,076.78
f. Over \$500,000.00	63	\$ 169,902,215.16
Sub-Total	128,894	\$ 1,833,722,909.28

Louisiana Program Statistics*(Status Report as of May 16, 2012)***Claims by Category and Amount***(Claimants may have more than one Claim Category)*

Paid Claims by Category and Amount	No. of Claims	Amount Paid
4. Loss of Subsistence Use of Natural Resources		
a. \$0.01 - \$5,000.00	69	\$ 143,329.82
b. \$5,000.01 - \$10,000.00	12	\$ 85,244.80
c. \$10,000.01 - \$25,000.00	1	\$ 12,129.62
d. \$25,000.01 - \$100,000.00	0	\$ -
e. \$100,000.01 - \$500,000.00	0	\$ -
f. Over \$500,000.00	0	\$ -
Sub-Total	82	\$ 240,704.24
5. Physical Injury / Death		
a. \$0.01 - \$5,000.00	28	\$ 46,842.28
b. \$5,000.01 - \$10,000.00	1	\$ 7,701.84
c. \$10,000.01 - \$25,000.00	2	\$ 21,000.00
d. \$25,000.01 - \$100,000.00	0	\$ -
e. \$100,000.01 - \$500,000.00	0	\$ -
f. Over \$500,000.00	20	\$ 111,318,097.00
Sub-Total	51	\$ 111,393,641.12
6. Other Claims		
a. \$0.01 - \$5,000.00	0	\$ -
b. \$5,000.01 - \$10,000.00	0	\$ -
c. \$10,000.01 - \$25,000.00	0	\$ -
d. \$25,000.01 - \$100,000.00	0	\$ -
e. \$100,000.01 - \$500,000.00	0	\$ -
f. Over \$500,000.00	0	\$ -
Sub-Total	0	\$ -
Total	129,155	\$ 1,947,924,397.23

Louisiana Program Statistics

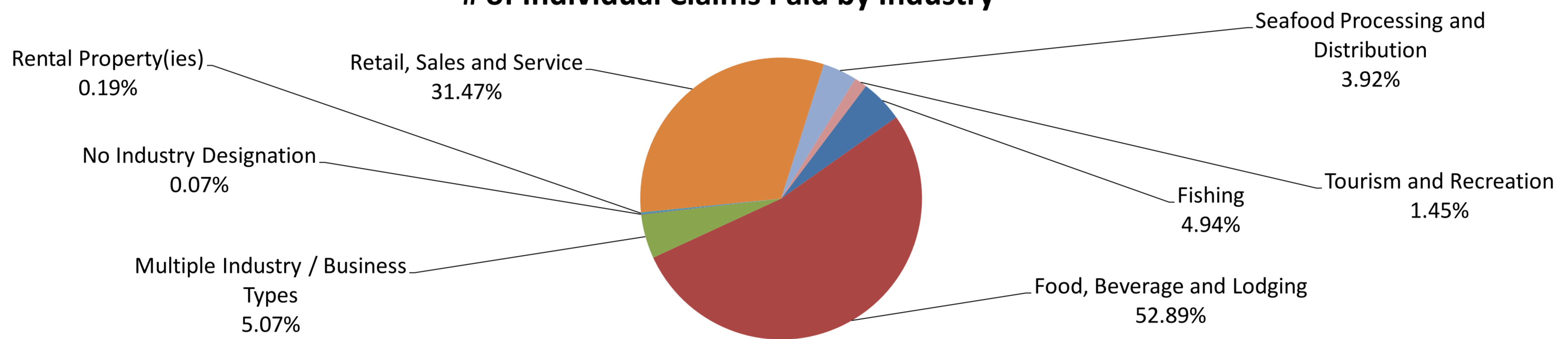
(Status Report as of May 16, 2012)

Individual Lost Earnings or Profits Claims Paid by Industry

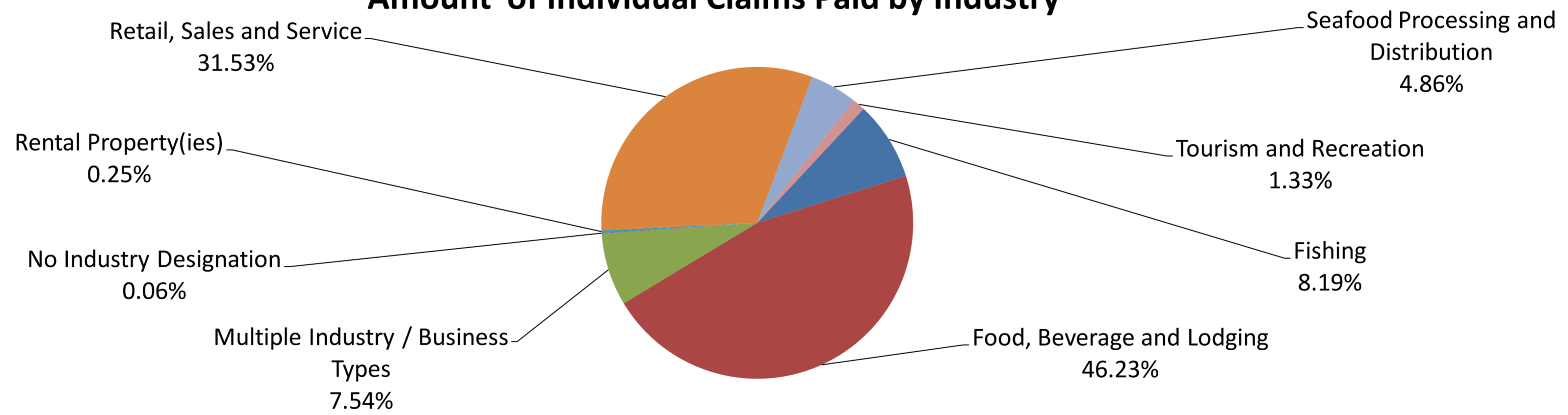
(Claimants may have more than one Claim Category)

Paid Claims By Industry	No. of Claims	Amount Paid
Fishing	4,893	\$ 61,273,938.50
Food, Beverage and Lodging	52,426	\$ 345,988,486.35
Multiple Industry / Business Types	5,026	\$ 56,468,973.62
No Industry Designation	70	\$ 480,845.51
Rental Property(ies)	185	\$ 1,872,447.23
Retail, Sales and Service	31,195	\$ 236,016,990.06
Seafood Processing and Distribution	3,881	\$ 36,382,194.16
Tourism and Recreation	1,441	\$ 9,956,928.33
Total	99,117	\$ 748,440,803.76

of Individual Claims Paid by Industry



Amount of Individual Claims Paid by Industry



Louisiana Program Statistics

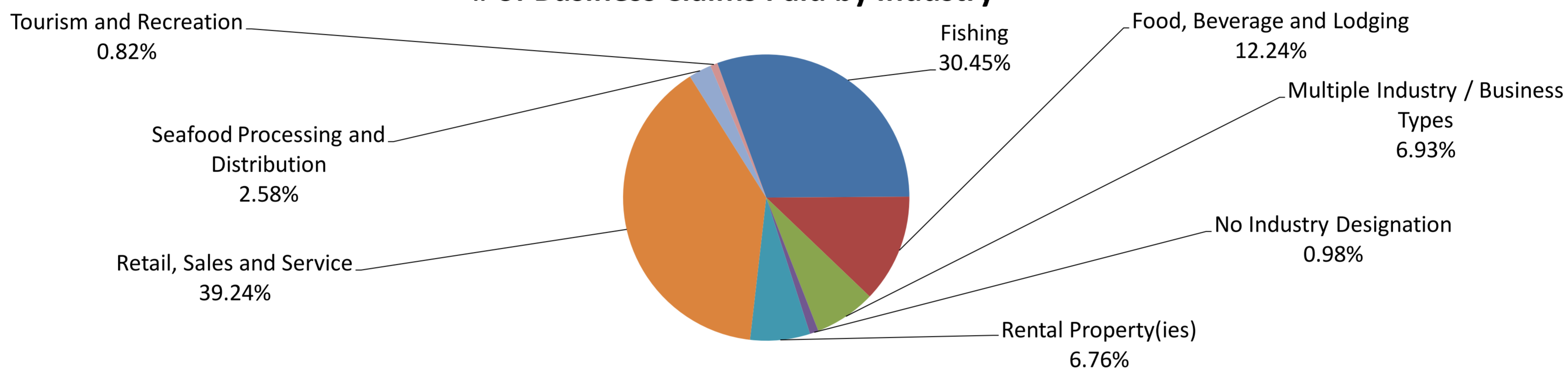
(Status Report as of May 16, 2012)

Business Lost Earnings or Profits Claims Paid by Industry

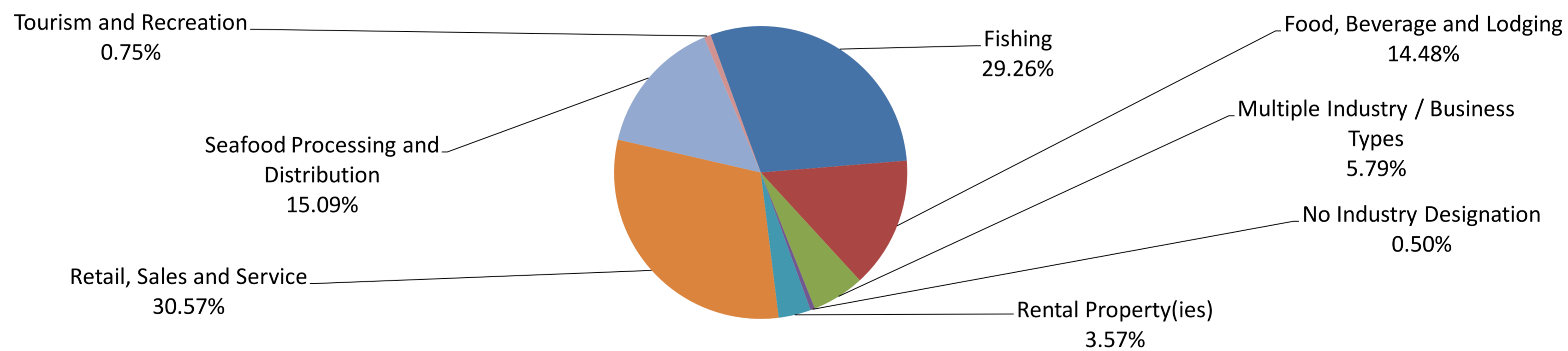
(Claimants may have more than one Claim Category)

Paid Claims By Industry	No. of Claims	Amount Paid
Fishing	9,068	\$ 317,571,508.62
Food, Beverage and Lodging	3,646	\$ 157,104,116.49
Multiple Industry / Business Types	2,063	\$ 62,883,620.88
No Industry Designation	293	\$ 5,400,805.85
Rental Property(ies)	2,012	\$ 38,742,169.81
Retail, Sales and Service	11,684	\$ 331,729,884.61
Seafood Processing and Distribution	767	\$ 163,736,755.12
Tourism and Recreation	244	\$ 8,113,244.14
Total	29,777	\$ 1,085,282,105.52

of Business Claims Paid by Industry



Amount of Business Claims Paid by Industry



Louisiana Program Statistics

(Status Report as of May 16, 2012)

Interim Claim Payment ("IP")

IP Claimants by Process Status	No. of Claimants
TOTAL IP Claimants <i>(Claimants may have one or more Claim Category)</i>	38,563
1. IP Claimants Issued Interim Payment*	5,778
*4,519 of these 5,778 Claimants have also received a Final Payment	
2. \$0 Determined Loss for Interim: Final Offer Made and Accepted**	3,133
**In all, 7,652 Interim Claimants have received Final Payment	
3. \$0 Determined Loss for Interim: Final Offer Made, Pending Acceptance or Verified Release***	1,281
***Prior payments made by BP and GCCF resulted in \$0 additional losses	
4. IP Claimants Denied	24,590
5. IP Claimants Requiring Additional Information or Documentation	3,153
6. IP Claimants Under Review	628

IP Claimants by Claimant Type <i>(Claimants may have one or more Claim Category)</i>	No. of Claimants
1. Individual	29,299
2. Business	9,264
<i>Represented Claimants: 18,075</i>	
Total	38,563

Paid IP Claimants	Paid Claimants	Amount Paid
Interim Payment	5,663	\$ 115,737,408.62
Total	5,663	\$ 115,737,408.62

IP Payments by Category <i>(includes Individual and Business)</i>	Paid Claims	Amount Paid
1. Removal and Clean Up Costs	2	\$ 683,035.07
2. Real or Personal Property	18	\$ 256,746.50
3. Lost Earnings or Profits	5,659	\$ 114,610,600.06
4. Loss of Subsistence Use of Natural Resources	61	\$ 172,282.87
5. Physical Injury / Death	7	\$ 14,744.12
Total	5,747	\$ 115,737,408.62




GCCF Program Statistics - Louisiana Summary (as of May 16, 2012 - inclusive of Interim and Final Payments)

County Name	Claimant Type	Claims Paid	Amount Paid	Payments in County
Acadia (Louisiana)	Resident of County	45	\$10,985,978.09	
	Resident and Loss in County	26	\$1,632,530.00	
	Claim Loss in County	15	\$247,234.90	
	Totals:	86	\$12,865,742.99	
Allen (Louisiana)	Resident of County	6	\$92,567.16	
	Claim Loss in County	4	\$74,851.24	
	Totals:	10	\$167,418.40	
	Ascension (Louisiana)	Resident of County	213	
Resident and Loss in County		57	\$1,499,349.39	
Claim Loss in County		23	\$450,447.05	
Totals:		293	\$4,655,679.67	
Assumption (Louisiana)	Resident of County	126	\$1,629,337.36	
	Resident and Loss in County	314	\$5,540,050.01	
	Claim Loss in County	32	\$477,545.71	
	Totals:	472	\$7,646,933.08	
Avoyelles (Louisiana)	Resident of County	34	\$490,210.32	
	Resident and Loss in County	35	\$1,253,054.98	
	Claim Loss in County	8	\$120,600.00	
	Totals:	77	\$1,863,865.30	

GCCF Program Statistics - Louisiana Summary (as of May 16, 2012 - inclusive of Interim and Final Payments)

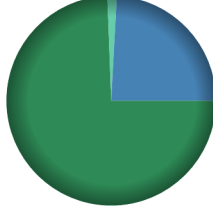

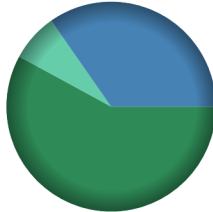

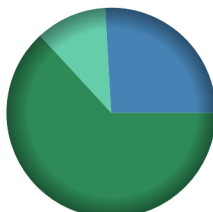
County Name	Claimant Type	Claims Paid	Amount Paid	Payments in County
Beauregard (Louisiana)	Resident of County	6	\$169,100.00	<ul style="list-style-type: none"> Resident Both
	Resident and Loss in County	11	\$235,106.94	
	Totals:	17	\$404,206.94	
Bienville (Louisiana)	Resident of County	2	\$33,000.00	<ul style="list-style-type: none"> Resident Loss Both
	Resident and Loss in County	1	\$24,300.00	
	Claim Loss in County	1	\$7,085.50	
	Totals:	4	\$64,385.50	
Bossier (Louisiana)	Resident of County	36	\$489,351.42	<ul style="list-style-type: none"> Resident Loss Both
	Resident and Loss in County	10	\$418,568.83	
	Claim Loss in County	9	\$31,744.55	
	Totals:	55	\$939,664.80	
Caddo (Louisiana)	Resident of County	91	\$898,898.64	<ul style="list-style-type: none"> Resident Loss Both
	Resident and Loss in County	9	\$896,184.66	
	Claim Loss in County	4	\$162,032.56	
	Totals:	104	\$1,957,115.86	
Calcasieu (Louisiana)	Resident of County	242	\$18,907,294.15	<ul style="list-style-type: none"> Resident Loss Both
	Resident and Loss in County	259	\$8,022,839.73	
	Claim Loss in County	97	\$22,252,238.48	
	Totals:	598	\$49,182,372.36	

GCCF Program Statistics - Louisiana Summary (as of May 16, 2012 - inclusive of Interim and Final Payments)


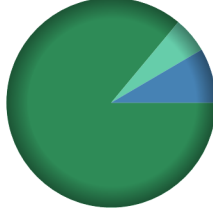

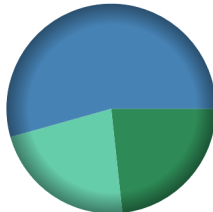
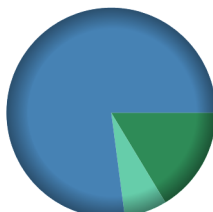
County Name	Claimant Type	Claims Paid	Amount Paid	Payments in County
Caldwell (Louisiana)	Resident of County	5	\$82,300.00	 <ul style="list-style-type: none"> Resident
	Totals:	5	\$82,300.00	
	Cameron (Louisiana)	Resident of County	38	
Resident and Loss in County	255	\$6,140,375.61		
Claim Loss in County	155	\$3,318,695.02		
Totals:	448	\$10,248,603.09		
Catahoula (Louisiana)	Resident of County	4	\$20,013,000.00	 <ul style="list-style-type: none"> Resident Both
	Resident and Loss in County	2	\$28,000.00	
	Totals:	6	\$20,041,000.00	
Claiborne (Louisiana)	Claim Loss in County	1	\$80,400.00	 <ul style="list-style-type: none"> Loss
	Totals:	1	\$80,400.00	
	Claimant did not provide; GCCF researching (Louisiana)	Claim Loss in County	50	
Totals:		50	\$855,537.00	

GCCCF Program Statistics - Louisiana Summary

(as of May 16, 2012 - inclusive of Interim and Final Payments)


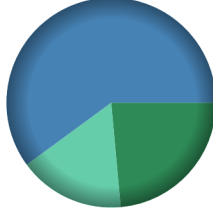
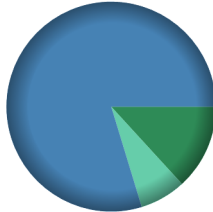

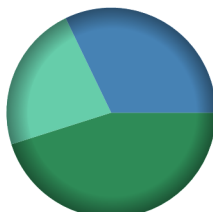
County Name				
Concordia (Louisiana)	<u>Claimant Type</u>	<u>Claims Paid</u>	<u>Amount Paid</u>	Payments in County  <ul style="list-style-type: none"> ■ Resident ■ Loss ■ Both
	Resident of County	15	\$230,766.31	
	Resident and Loss in County	3	\$74,868.32	
	Claim Loss in County	1	\$4,500.00	
	Totals:	19	\$310,134.63	
De Soto (Louisiana)	<u>Claimant Type</u>	<u>Claims Paid</u>	<u>Amount Paid</u>	Payments in County  <ul style="list-style-type: none"> ■ Resident
	Resident of County	1	\$1,037.50	
	Totals:	1	\$1,037.50	
E. Baton Rouge (Louisiana)	<u>Claimant Type</u>	<u>Claims Paid</u>	<u>Amount Paid</u>	Payments in County  <ul style="list-style-type: none"> ■ Resident ■ Loss ■ Both
	Resident of County	762	\$12,375,590.01	
	Resident and Loss in County	201	\$7,415,517.81	
	Claim Loss in County	110	\$1,575,014.25	
	Totals:	1,073	\$21,366,122.07	
E. Carroll (Louisiana)	<u>Claimant Type</u>	<u>Claims Paid</u>	<u>Amount Paid</u>	Payments in County  <ul style="list-style-type: none"> ■ Resident
	Resident of County	1	\$5,854,806.00	
	Totals:	1	\$5,854,806.00	
E. Feliciana (Louisiana)	<u>Claimant Type</u>	<u>Claims Paid</u>	<u>Amount Paid</u>	Payments in County  <ul style="list-style-type: none"> ■ Resident ■ Loss ■ Both
	Resident of County	5	\$353,211.84	
	Resident and Loss in County	5	\$145,000.00	
	Claim Loss in County	7	\$61,248.80	
	Totals:	17	\$559,460.64	

GCCF Program Statistics - Louisiana Summary (as of May 16, 2012 - inclusive of Interim and Final Payments)

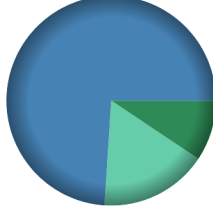

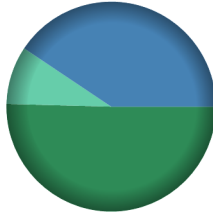


County Name				
Evangeline (Louisiana)	<u>Claimant Type</u>	<u>Claims Paid</u>	<u>Amount Paid</u>	Payments in County  <ul style="list-style-type: none"> ■ Resident ■ Loss ■ Both
	Resident of County	30	\$4,461,706.69	
	Resident and Loss in County	3	\$66,063.00	
	Claim Loss in County	11	\$137,200.00	
	Totals:	44	\$4,664,969.69	
Franklin (Louisiana)	<u>Claimant Type</u>	<u>Claims Paid</u>	<u>Amount Paid</u>	Payments in County  <ul style="list-style-type: none"> ■ Resident ■ Loss ■ Both
	Resident of County	8	\$93,672.74	
	Resident and Loss in County	2	\$9,171.73	
	Claim Loss in County	2	\$6,000.00	
	Totals:	12	\$108,844.47	
Grant (Louisiana)	<u>Claimant Type</u>	<u>Claims Paid</u>	<u>Amount Paid</u>	Payments in County  <ul style="list-style-type: none"> ■ Resident ■ Loss
	Resident of County	6	\$94,100.00	
	Claim Loss in County	1	\$10,000.00	
	Totals:	7	\$104,100.00	
Iberia (Louisiana)	<u>Claimant Type</u>	<u>Claims Paid</u>	<u>Amount Paid</u>	Payments in County  <ul style="list-style-type: none"> ■ Resident ■ Loss ■ Both
	Resident of County	332	\$6,065,293.70	
	Resident and Loss in County	665	\$14,148,857.52	
	Claim Loss in County	308	\$5,817,396.76	
	Totals:	1,305	\$26,031,547.98	
Iberville (Louisiana)	<u>Claimant Type</u>	<u>Claims Paid</u>	<u>Amount Paid</u>	Payments in County  <ul style="list-style-type: none"> ■ Resident ■ Loss ■ Both
	Resident of County	45	\$820,139.88	
	Resident and Loss in County	174	\$3,868,672.55	
	Claim Loss in County	14	\$330,100.00	
	Totals:	233	\$5,018,912.43	

GCCF Program Statistics - Louisiana Summary

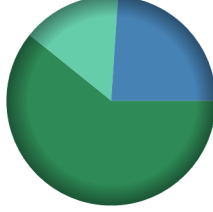
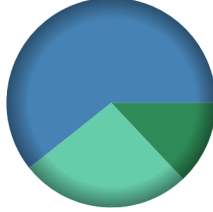
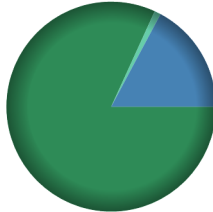
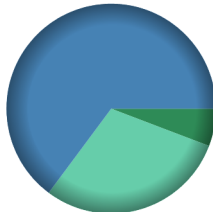
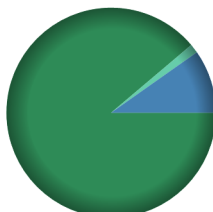
(as of May 16, 2012 - inclusive of Interim and Final Payments)

County Name				
Jackson (Louisiana)	<u>Claimant Type</u>	<u>Claims Paid</u>	<u>Amount Paid</u>	Payments in County  <ul style="list-style-type: none"> ■ Resident ■ Both
	Resident of County	8	\$73,677.71	
	Resident and Loss in County	1	\$4,500.00	
	Totals:	9	\$78,177.71	
Jefferson (Louisiana)	<u>Claimant Type</u>	<u>Claims Paid</u>	<u>Amount Paid</u>	Payments in County  <ul style="list-style-type: none"> ■ Resident ■ Loss ■ Both
	Resident of County	13,504	\$135,298,306.61	
	Resident and Loss in County	26,685	\$344,905,354.97	
	Claim Loss in County	10,283	\$93,991,787.34	
Totals:	50,472	\$574,195,448.92		
Jefferson Davis (Louisiana)	<u>Claimant Type</u>	<u>Claims Paid</u>	<u>Amount Paid</u>	Payments in County  <ul style="list-style-type: none"> ■ Resident ■ Loss ■ Both
	Resident of County	14	\$180,385.06	
	Resident and Loss in County	24	\$1,089,828.00	
	Claim Loss in County	6	\$96,992.01	
Totals:	44	\$1,367,205.07		
La Salle (Louisiana)	<u>Claimant Type</u>	<u>Claims Paid</u>	<u>Amount Paid</u>	Payments in County  <ul style="list-style-type: none"> ■ Resident
	Resident of County	1	\$1,000.00	
	Totals:	1	\$1,000.00	
Lafayette (Louisiana)	<u>Claimant Type</u>	<u>Claims Paid</u>	<u>Amount Paid</u>	Payments in County  <ul style="list-style-type: none"> ■ Resident ■ Loss ■ Both
	Resident of County	633	\$21,846,036.44	
	Resident and Loss in County	427	\$15,572,331.77	
	Claim Loss in County	334	\$11,002,244.95	
Totals:	1,394	\$48,420,613.16		

GCCF Program Statistics - Louisiana Summary (as of May 16, 2012 - inclusive of Interim and Final Payments)

County Name	Claimant Type	Claims Paid	Amount Paid	Payments in County
Lafourche (Louisiana)	Resident of County	681	\$9,424,485.53	 <ul style="list-style-type: none"> ■ Resident ■ Loss ■ Both
	Resident and Loss in County	2,516	\$74,463,326.36	
	Claim Loss in County	1,127	\$16,783,071.99	
	Totals:	4,324	\$100,670,883.88	
Lincoln (Louisiana)	Resident of County	16	\$354,292.92	 <ul style="list-style-type: none"> ■ Resident
	Totals:	16	\$354,292.92	
Livingston (Louisiana)	Resident of County	207	\$3,087,825.12	 <ul style="list-style-type: none"> ■ Resident ■ Loss ■ Both
	Resident and Loss in County	86	\$2,488,376.81	
	Claim Loss in County	22	\$549,101.59	
	Totals:	315	\$6,125,303.52	
Madison (Louisiana)	Resident of County	4	\$71,245.28	 <ul style="list-style-type: none"> ■ Resident
	Totals:	4	\$71,245.28	
Morehouse (Louisiana)	Resident of County	15	\$4,048,553.48	 <ul style="list-style-type: none"> ■ Resident
	Totals:	15	\$4,048,553.48	

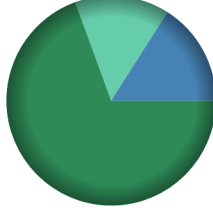
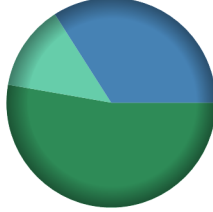
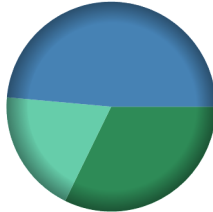
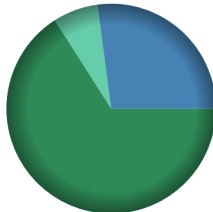
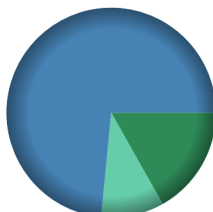
GCCF Program Statistics - Louisiana Summary (as of May 16, 2012 - inclusive of Interim and Final Payments)

County Name				
Natchitoches (Louisiana)	<u>Claimant Type</u>	<u>Claims Paid</u>	<u>Amount Paid</u>	Payments in County  <ul style="list-style-type: none"> ■ Resident ■ Loss ■ Both
	Resident of County	11	\$163,365.06	
	Resident and Loss in County	3	\$64,400.00	
	Claim Loss in County	2	\$41,000.00	
	Totals:	16	\$268,765.06	
Orleans (Louisiana)	<u>Claimant Type</u>	<u>Claims Paid</u>	<u>Amount Paid</u>	Payments in County  <ul style="list-style-type: none"> ■ Resident ■ Loss ■ Both
	Resident of County	8,448	\$74,623,187.04	
	Resident and Loss in County	34,694	\$348,972,572.51	
	Claim Loss in County	15,878	\$151,494,262.57	
	Totals:	59,020	\$575,090,022.12	
Ouachita (Louisiana)	<u>Claimant Type</u>	<u>Claims Paid</u>	<u>Amount Paid</u>	Payments in County  <ul style="list-style-type: none"> ■ Resident ■ Loss ■ Both
	Resident of County	90	\$1,341,569.04	
	Resident and Loss in County	11	\$281,905.28	
	Claim Loss in County	3	\$16,129.37	
	Totals:	104	\$1,639,603.69	
Plaquemines (Louisiana)	<u>Claimant Type</u>	<u>Claims Paid</u>	<u>Amount Paid</u>	Payments in County  <ul style="list-style-type: none"> ■ Resident ■ Loss ■ Both
	Resident of County	545	\$10,044,539.43	
	Resident and Loss in County	2,327	\$112,581,274.68	
	Claim Loss in County	1,688	\$51,056,798.73	
	Totals:	4,560	\$173,682,612.84	
Pointe Coupee (Louisiana)	<u>Claimant Type</u>	<u>Claims Paid</u>	<u>Amount Paid</u>	Payments in County  <ul style="list-style-type: none"> ■ Resident ■ Loss ■ Both
	Resident of County	13	\$318,458.38	
	Resident and Loss in County	3	\$35,000.00	
	Claim Loss in County	1	\$5,000.00	
	Totals:	17	\$358,458.38	

GCCF Program Statistics - Louisiana Summary (as of May 16, 2012 - inclusive of Interim and Final Payments)

County Name	Claimant Type	Claims Paid	Amount Paid	Payments in County
Rapides (Louisiana)	Resident of County	90	\$1,265,483.10	<ul style="list-style-type: none"> Resident Loss Both
	Resident and Loss in County	24	\$1,996,689.68	
	Claim Loss in County	1	\$5,000.00	
	Totals:	115	\$3,267,172.78	
Richland (Louisiana)	Resident of County	6	\$211,409.52	<ul style="list-style-type: none"> Resident
	Totals:	6	\$211,409.52	
	Sabine (Louisiana)	Resident of County	11	
Resident and Loss in County		2	\$137,926.02	
Totals:		13	\$13,081,276.82	
St. Bernard (Louisiana)		Resident of County	1,809	\$19,150,846.55
	Resident and Loss in County	2,544	\$55,795,481.38	
	Claim Loss in County	976	\$14,605,611.78	
	Totals:	5,329	\$89,551,939.71	
St. Charles (Louisiana)	Resident of County	1,130	\$10,297,337.13	<ul style="list-style-type: none"> Resident Loss Both
	Resident and Loss in County	1,146	\$18,841,567.15	
	Claim Loss in County	859	\$8,080,280.27	
	Totals:	3,135	\$37,219,184.55	



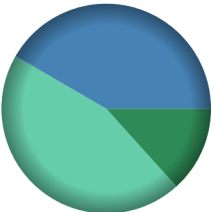

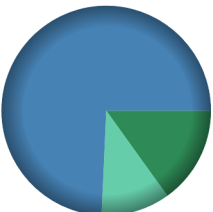
GCCF Program Statistics - Louisiana Summary (as of May 16, 2012 - inclusive of Interim and Final Payments)

County Name	Claimant Type	Claims Paid	Amount Paid	Payments in County
St. Helena (Louisiana)	Resident of County	12	\$118,758.86	 <ul style="list-style-type: none"> ■ Resident ■ Loss ■ Both
	Resident and Loss in County	2	\$27,310.62	
	Claim Loss in County	1	\$25,000.00	
	Totals:	15	\$171,069.48	
St. James (Louisiana)	Resident of County	157	\$1,314,456.89	 <ul style="list-style-type: none"> ■ Resident ■ Loss ■ Both
	Resident and Loss in County	26	\$848,446.64	
	Claim Loss in County	15	\$329,276.16	
	Totals:	198	\$2,492,179.69	
St. John The Baptist (Louisiana)	Resident of County	1,147	\$8,674,199.23	 <ul style="list-style-type: none"> ■ Resident ■ Loss ■ Both
	Resident and Loss in County	1,136	\$13,067,353.10	
	Claim Loss in County	459	\$5,158,565.69	
	Totals:	2,742	\$26,900,118.02	
St. Landry (Louisiana)	Resident of County	86	\$4,825,680.93	 <ul style="list-style-type: none"> ■ Resident ■ Loss ■ Both
	Resident and Loss in County	66	\$1,982,634.31	
	Claim Loss in County	43	\$507,028.73	
	Totals:	195	\$7,315,343.97	
St. Martin (Louisiana)	Resident of County	151	\$3,000,360.74	 <ul style="list-style-type: none"> ■ Resident ■ Loss ■ Both
	Resident and Loss in County	748	\$13,098,175.47	
	Claim Loss in County	168	\$1,732,097.58	
	Totals:	1,067	\$17,830,633.79	

GCCF Program Statistics - Louisiana Summary (as of May 16, 2012 - inclusive of Interim and Final Payments)



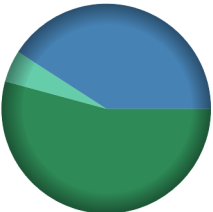


County Name	Claimant Type	Claims Paid	Amount Paid	Payments in County
St. Mary (Louisiana)	Resident of County	328	\$5,500,670.48	<ul style="list-style-type: none"> ■ Resident ■ Loss ■ Both
	Resident and Loss in County	1,098	\$23,065,002.49	
	Claim Loss in County	624	\$12,072,332.60	
	Totals:	2,050	\$40,638,005.57	
St. Tammany (Louisiana)	Resident of County	2,705	\$37,486,228.76	<ul style="list-style-type: none"> ■ Resident ■ Loss ■ Both
	Resident and Loss in County	5,085	\$83,631,188.42	
	Claim Loss in County	1,649	\$17,972,369.20	
	Totals:	9,439	\$139,089,786.38	
Tangipahoa (Louisiana)	Resident of County	564	\$7,219,083.95	<ul style="list-style-type: none"> ■ Resident ■ Loss ■ Both
	Resident and Loss in County	378	\$9,645,311.36	
	Claim Loss in County	90	\$1,622,340.74	
	Totals:	1,032	\$18,486,736.05	
Tensas (Louisiana)	Resident of County	2	\$9,000.00	<ul style="list-style-type: none"> ■ Resident
	Totals:	2	\$9,000.00	
Terrebonne (Louisiana)	Resident of County	741	\$11,348,059.65	<ul style="list-style-type: none"> ■ Resident ■ Loss ■ Both
	Resident and Loss in County	5,557	\$135,679,292.70	
	Claim Loss in County	1,212	\$34,524,180.23	
	Totals:	7,510	\$181,551,532.58	

GCCF Program Statistics - Louisiana Summary (as of May 16, 2012 - inclusive of Interim and Final Payments)

County Name					
Union (Louisiana)	<u>Claimant Type</u>	<u>Claims Paid</u>	<u>Amount Paid</u>	Payments in County  <ul style="list-style-type: none"> ■ Resident ■ Both 	
	Resident of County	10	\$191,162.10		
	Resident and Loss in County	1	\$40,800.00		
	Totals:	11	\$231,962.10		
Unknown (Louisiana)	<u>Claimant Type</u>	<u>Claims Paid</u>	<u>Amount Paid</u>	Payments in County  <ul style="list-style-type: none"> ■ Resident 	
	Resident of County	161	\$2,043,632.07		
	Totals:	161	\$2,043,632.07		
Vermilion (Louisiana)	<u>Claimant Type</u>	<u>Claims Paid</u>	<u>Amount Paid</u>	Payments in County  <ul style="list-style-type: none"> ■ Resident ■ Loss ■ Both 	
	Resident of County	307	\$7,979,725.94		
	Resident and Loss in County	1,133	\$24,953,072.68		
	Claim Loss in County	378	\$26,992,343.43		
	Totals:	1,818	\$59,925,142.05		
Vernon (Louisiana)	<u>Claimant Type</u>	<u>Claims Paid</u>	<u>Amount Paid</u>	Payments in County  <ul style="list-style-type: none"> ■ Resident ■ Loss ■ Both 	
	Resident of County	5	\$3,443,636.00		
	Resident and Loss in County	2	\$10,000.00		
	Claim Loss in County	5	\$174,000.00		
	Totals:	12	\$3,627,636.00		
W. Baton Rouge (Louisiana)	<u>Claimant Type</u>	<u>Claims Paid</u>	<u>Amount Paid</u>	Payments in County  <ul style="list-style-type: none"> ■ Resident ■ Loss ■ Both 	
	Resident of County	13	\$388,402.25		
	Resident and Loss in County	14	\$1,914,192.42		
	Claim Loss in County	14	\$273,900.78		
	Totals:	41	\$2,576,495.45		

GCCF Program Statistics - Louisiana Summary

(as of May 16, 2012 - inclusive of Interim and Final Payments)

County Name				
W. Carroll (Louisiana)	<u>Claimant Type</u>	<u>Claims Paid</u>	<u>Amount Paid</u>	Payments in County  Resident
	Resident of County	2	\$37,739.92	
	Totals:	2	\$37,739.92	
W. Feliciana (Louisiana)	<u>Claimant Type</u>	<u>Claims Paid</u>	<u>Amount Paid</u>	Payments in County  Resident Loss Both
	Resident of County	5	\$111,710.79	
	Resident and Loss in County	1	\$14,800.00	
	Claim Loss in County	2	\$241,270.54	
Totals:	8	\$367,781.33		
Washington (Louisiana)	<u>Claimant Type</u>	<u>Claims Paid</u>	<u>Amount Paid</u>	Payments in County  Resident Loss Both
	Resident of County	138	\$2,111,614.15	
	Resident and Loss in County	76	\$1,593,347.29	
	Claim Loss in County	9	\$190,900.00	
Totals:	223	\$3,895,861.44		
Webster (Louisiana)	<u>Claimant Type</u>	<u>Claims Paid</u>	<u>Amount Paid</u>	Payments in County  Resident Loss
	Resident of County	4	\$220,613.16	
	Claim Loss in County	1	\$26,002.10	
Totals:	5	\$246,615.26		
Winn (Louisiana)	<u>Claimant Type</u>	<u>Claims Paid</u>	<u>Amount Paid</u>	Payments in County  Resident
	Resident of County	6	\$107,356.71	
Totals:	6	\$107,356.71		