

Florida Program Statistics (Status Report as of May 16, 2012)

All Claimants	No. of Claimants
Total All Claimants (Claims: 372,611) <i>(This is a unique count that includes all Emergency Advance Payment Claimants)</i>	219,703
1. Individual	162,227
2. Business	57,476
<i>Claimants Represented by Counsel: 33,851</i>	

Current Claimant Status	No. of Claimants
Interim and Final Claimants - Phase II <i>(This report reflects Claimants' current status as of the report date, therefore each Claimant is only represented in one category below.)</i>	166,428
Reviewed - Phase II Only	164,237
1. Final Payment Issued	97,074
a. Quick Payment	55,456
b. Full Review	41,618
2. Final Release Accepted Pending Payment	59
3. Final Offer Acknowledged Pending Accepted Release	659
4. Final Offer Made	2,817
With Interim Payment (1,512 out of these 2,817 Final Offers)	
5. Other Claim Determinations:	63,628
a. Claimants Without an Established Loss	7,202
b. Withdrawal Requested	201
c. Claimants Notified Additional Information Required	3,558
d. Claimant Denied	52,667
Under Review	2,199
1. Phase II - Interim & Final	2,191
2. Phase I - EAP Unresolved / Under Review (Claims Subject to Liens, Audit Holds, etc.)	8
Claimants with Resolved EAP Submissions <i>(Many EAP Claimants have re-filed in the Phase II: Interim and Final Claim Stage)</i>	148,739

Paid Claimants	Paid Claimants	Total Amount Paid
Total Unique Claimants	104,171	\$ 2,728,642,588.13
1. Quick Pay / Full Review / Interim Payment	119,637	\$ 1,740,472,312.13
a. Individual	82,793	\$ 606,049,808.38
b. Business	36,844	\$ 1,134,422,503.75
2. Emergency Advanced Payment (EAP)	68,717	\$ 988,170,276.00
a. Individual	47,691	\$ 373,139,700.00
b. Business	21,026	\$ 615,030,576.00
Separate Fund for Real Estate Brokers and Agents		\$ 23,212,485.00
	Total Paid:	\$ 2,751,855,073.13

Quick Pay Final Payments	Claimants with Filed Claims	Reviewed Claimants	Paid Claimants	Amount Paid
Total Quick Pay Final Payments	56,281	56,070	54,911	\$ 599,700,000.00
1. Individual	39,097	39,002	38,638	\$ 193,210,000.00
2. Business	17,184	17,068	16,273	\$ 406,490,000.00
Interim Payments	Claimants with Filed Claims	Reviewed Claimants*	Paid Claimants	Amount Paid
Total Interim Payments	64,886	63,762	23,330	\$ 285,297,222.85
1. Individual	43,631	43,193	15,133	\$ 113,669,508.59
2. Business	21,255	20,569	8,197	\$ 171,627,714.26
<i>* Details on Interim Claimants, including Status are reflected on Page 9 of this report</i>				
Full Review Final Payments	Claimants with Filed Claims	Reviewed Claimants	Paid Claimants	Amount Paid
Total Full Review Final Payments	73,201	72,302	41,396	\$ 855,475,089.28
1. Individual	52,777	52,230	29,022	\$ 299,170,299.79
2. Business	20,424	20,072	12,374	\$ 556,304,789.49

Full Review Final Payment Offers <i>(Inclusive of Offers with Release Accepted and Final Payment Issued)</i>	Offers Made	Amount Offered	Offers Accepted	Amount Accepted
Total Final Offers	48,887	\$ 1,051,759,836.50	42,108	\$ 921,000,849.29
1. Final Offers: Individual	32,861	\$ 312,275,540.30	28,883	\$ 286,512,979.62
2. Final Offers: Business	16,026	\$ 739,484,296.20	13,225	\$ 634,487,869.67

Florida Program Statistics

(Status Report as of May 16, 2012)

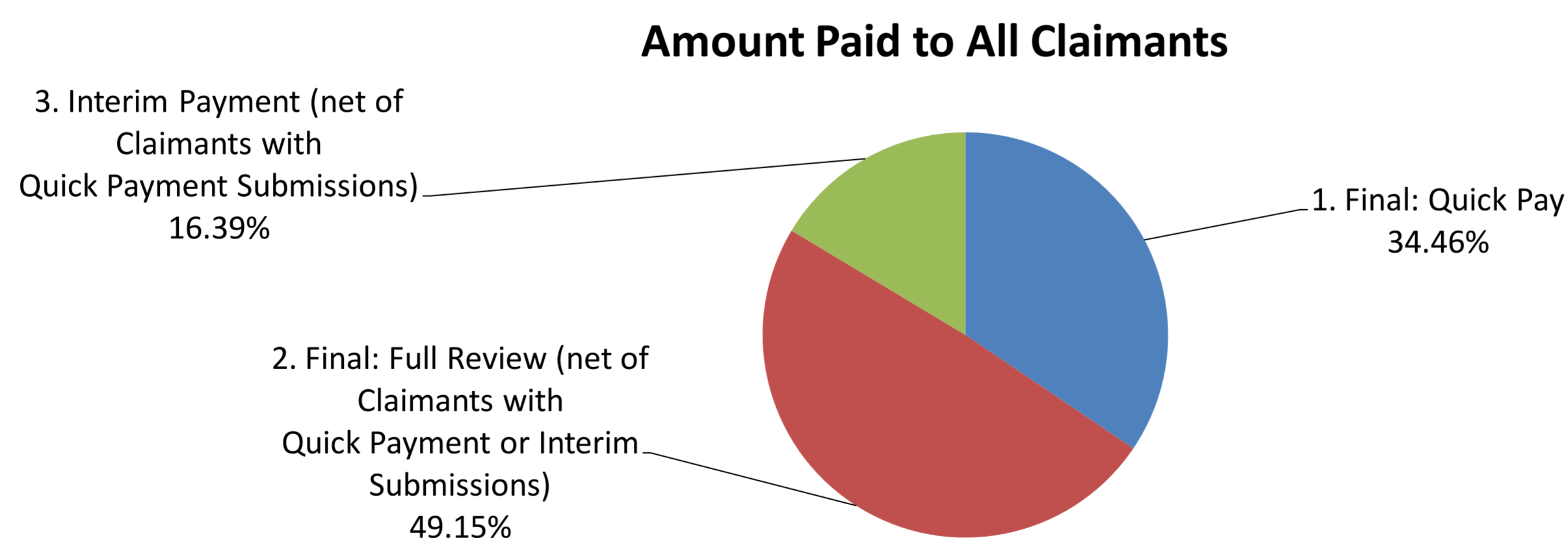
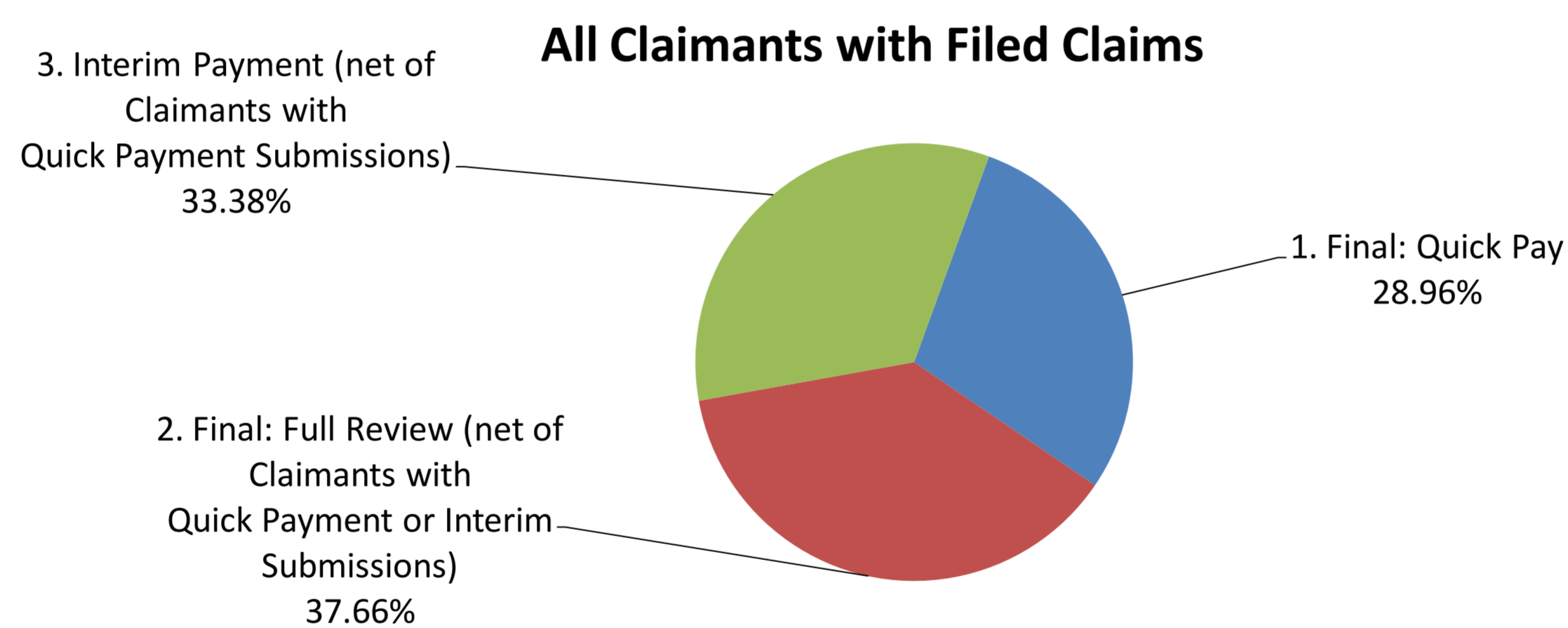
Claimant Submissions

(Quick Pay, Interim and Full Review Claimants only)

All Submitted and Paid Claimants	Claimants with Filed Claims	Reviewed Claimants	Paid Claimants	Amount Paid
1. Final: Quick Pay	56,281	56,070	54,911	\$ 599,700,000.00
2. Final: Full Review (net of Claimants with Quick Payment or Interim Submissions)	73,201	72,302	41,396	\$ 855,475,089.28
3. Interim Payment (net of Claimants with Quick Payment Submissions)	64,886	63,762	23,330	\$ 285,297,222.85
Total	194,368	192,134	119,637	\$ 1,740,472,312.13

Submitted and Paid Claimants - Individual	Claimants with Filed Claims	Reviewed Claimants	Paid Claimants	Amount Paid
1. Final: Quick Pay	39,097	39,002	38,638	\$ 193,210,000.00
2. Final: Full Review (net of Claimants with Quick Payment or Interim Submissions)	52,777	52,230	29,022	\$ 299,170,299.79
3. Interim Payment (net of Claimants with Quick Payment Submissions)	43,631	43,193	15,133	\$ 113,669,508.59
Sub-Total	135,505	134,425	82,793	\$ 606,049,808.38

Submitted and Paid Claimants - Business	Claimants with Filed Claims	Reviewed Claimants	Paid Claimants	Amount Paid
1. Final: Quick Pay	17,184	17,068	16,273	\$ 406,490,000.00
2. Final: Full Review (net of Claimants with Quick Payment or Interim Submissions)	20,424	20,072	12,374	\$ 556,304,789.49
3. Interim Payment (net of Claimants with Quick Payment Submissions)	21,255	20,569	8,197	\$ 171,627,714.26
Sub-Total	58,863	57,709	36,844	\$ 1,134,422,503.75



Florida Program Statistics

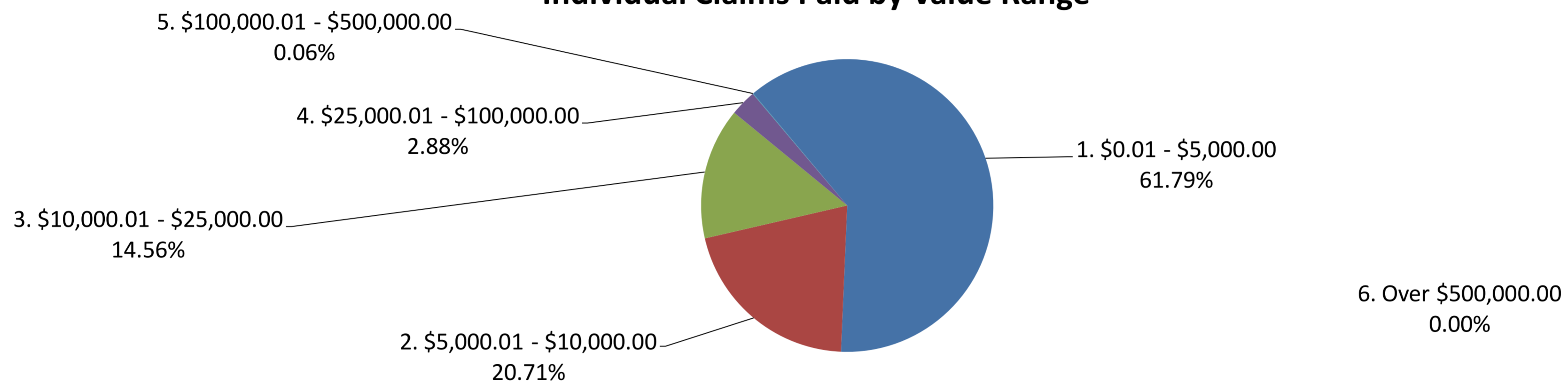
(Status Report as of May 16, 2012)

Individual Claims by Amount

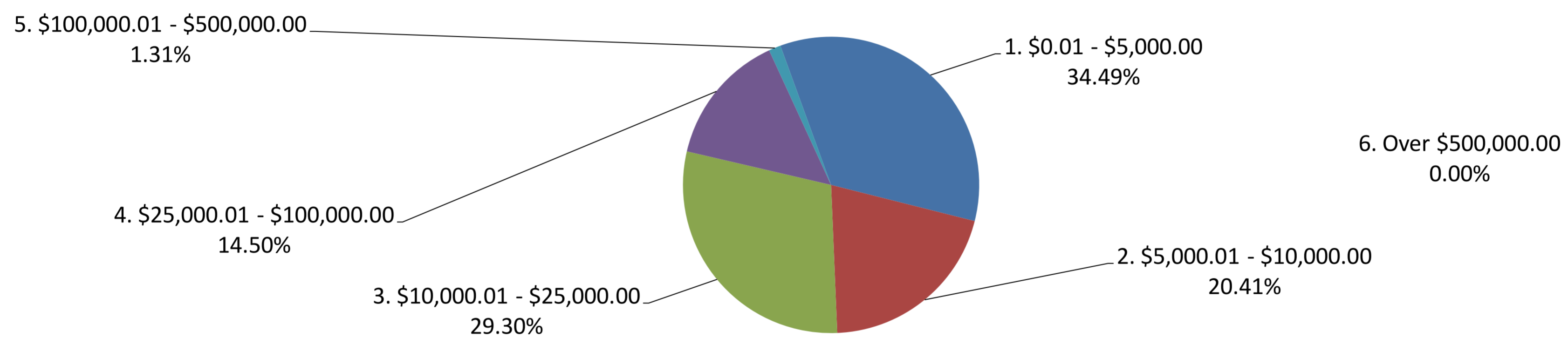
(Claimants may have more than one Claim Category)

Paid Claims by Amount	No. of Claims	Amount Paid
1. \$0.01 - \$5,000.00	80,735	\$ 337,683,365.18
2. \$5,000.01 - \$10,000.00	27,054	\$ 199,833,661.89
3. \$10,000.01 - \$25,000.00	19,021	\$ 286,944,295.40
4. \$25,000.01 - \$100,000.00	3,768	\$ 141,936,353.28
5. \$100,000.01 - \$500,000.00	84	\$ 12,791,832.63
6. Over \$500,000.00	0	\$ -
Total	130,662	\$ 979,189,508.38

Individual Claims Paid by Value Range



Individual Amount Paid by Value Range



Florida Program Statistics

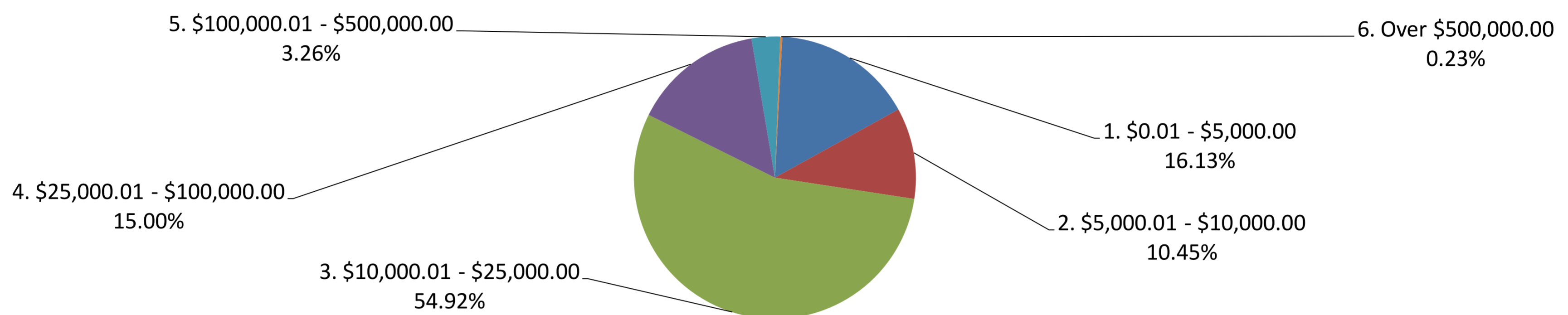
(Status Report as of May 16, 2012)

Business Claims by Amount

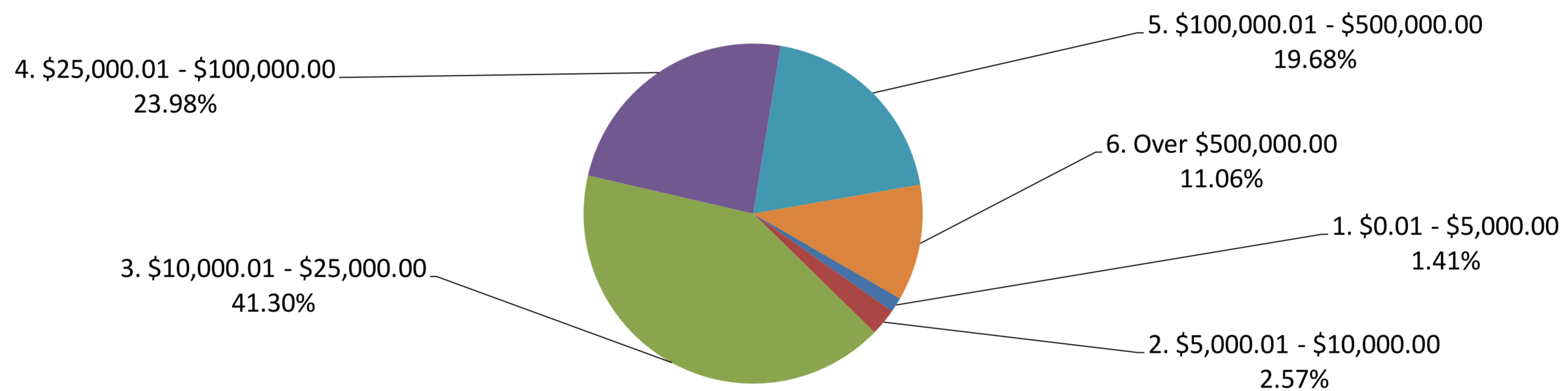
(Claimants may have more than one Claim Category)

Paid Claims by Amount	No. of Claims	Amount Paid
1. \$0.01 - \$5,000.00	9,357	\$ 24,661,170.03
2. \$5,000.01 - \$10,000.00	6,062	\$ 44,983,207.23
3. \$10,000.01 - \$25,000.00	31,857	\$ 722,448,435.66
4. \$25,000.01 - \$100,000.00	8,699	\$ 419,528,786.17
5. \$100,000.01 - \$500,000.00	1,892	\$ 344,266,229.42
6. Over \$500,000.00	135	\$ 193,565,251.24
Total	58,002	\$ 1,749,453,079.75

Business Claims Paid by Value Range



Business Amount Paid by Value Range



Florida Program Statistics*(Status Report as of May 16, 2012)***Claims by Category and Amount***(Claimants may have more than one Claim Category)*

Paid Claims by Category and Amount	No. of Claims	Amount Paid
1. Removal and Clean Up Costs		
a. \$0.01 - \$5,000.00	35	\$ 73,724.97
b. \$5,000.01 - \$10,000.00	4	\$ 27,772.79
c. \$10,000.01 - \$25,000.00	12	\$ 278,183.75
d. \$25,000.01 - \$100,000.00	2	\$ 90,691.00
e. \$100,000.01 - \$500,000.00	2	\$ 418,717.65
f. Over \$500,000.00	0	\$ -
Sub-Total	55	\$ 889,090.16
2. Real or Personal Property		
a. \$0.01 - \$5,000.00	68	\$ 233,758.26
b. \$5,000.01 - \$10,000.00	12	\$ 75,646.75
c. \$10,000.01 - \$25,000.00	10	\$ 169,785.18
d. \$25,000.01 - \$100,000.00	8	\$ 442,600.00
e. \$100,000.01 - \$500,000.00	2	\$ 622,042.62
f. Over \$500,000.00	0	\$ -
Sub-Total	100	\$ 1,543,832.81
3. Lost Earnings or Profits		
a. \$0.01 - \$5,000.00	89,967	\$ 362,007,386.05
b. \$5,000.01 - \$10,000.00	33,099	\$ 244,706,306.72
c. \$10,000.01 - \$25,000.00	50,856	\$ 1,008,944,762.13
d. \$25,000.01 - \$100,000.00	12,457	\$ 560,931,848.45
e. \$100,000.01 - \$500,000.00	1,972	\$ 356,017,301.78
f. Over \$500,000.00	135	\$ 193,565,251.24
Sub-Total	188,486	\$ 2,726,172,856.37

Florida Program Statistics*(Status Report as of May 16, 2012)***Claims by Category and Amount***(Claimants may have more than one Claim Category)*

Paid Claims by Category and Amount	No. of Claims	Amount Paid
4. Loss of Subsistence Use of Natural Resources		
a. \$0.01 - \$5,000.00	5	\$ 5,502.88
b. \$5,000.01 - \$10,000.00	0	\$ -
c. \$10,000.01 - \$25,000.00	0	\$ -
d. \$25,000.01 - \$100,000.00	0	\$ -
e. \$100,000.01 - \$500,000.00	0	\$ -
f. Over \$500,000.00	0	\$ -
Sub-Total	5	\$ 5,502.88
5. Physical Injury / Death		
a. \$0.01 - \$5,000.00	17	\$ 24,163.05
b. \$5,000.01 - \$10,000.00	1	\$ 7,142.86
c. \$10,000.01 - \$25,000.00	0	\$ -
d. \$25,000.01 - \$100,000.00	0	\$ -
e. \$100,000.01 - \$500,000.00	0	\$ -
f. Over \$500,000.00	0	\$ -
Sub-Total	18	\$ 31,305.91
6. Other Claims		
a. \$0.01 - \$5,000.00	0	\$ -
b. \$5,000.01 - \$10,000.00	0	\$ -
c. \$10,000.01 - \$25,000.00	0	\$ -
d. \$25,000.01 - \$100,000.00	0	\$ -
e. \$100,000.01 - \$500,000.00	0	\$ -
f. Over \$500,000.00	0	\$ -
Sub-Total	0	\$ -
Total	188,664	\$ 2,728,642,588.13

Florida Program Statistics

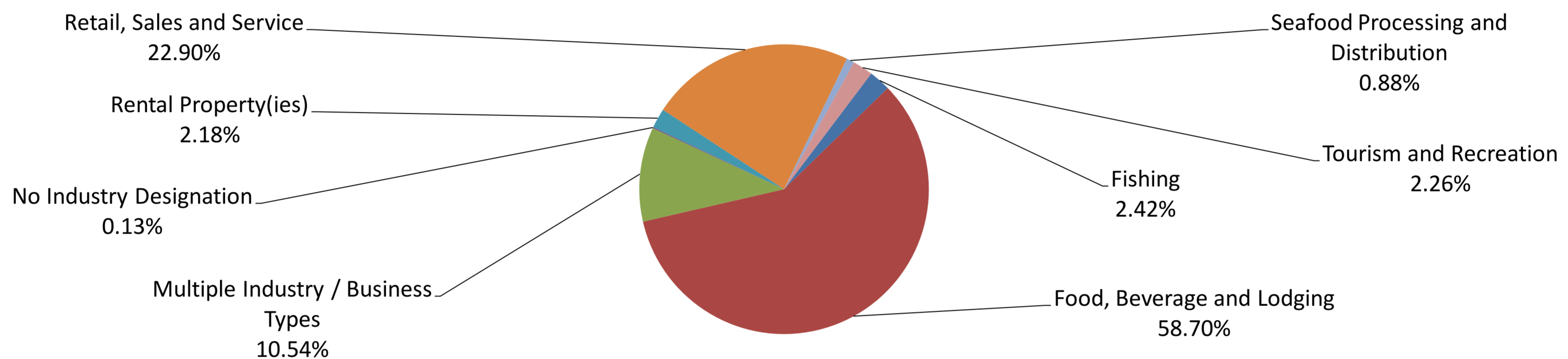
(Status Report as of May 16, 2012)

Individual Lost Earnings or Profits Claims Paid by Industry

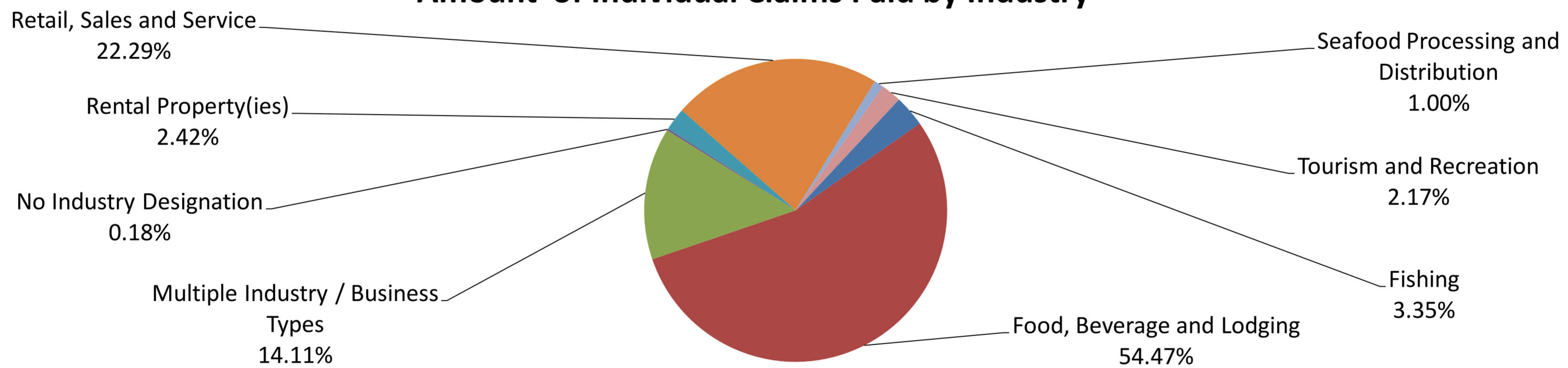
(Claimants may have more than one Claim Category)

Paid Claims By Industry	No. of Claims	Amount Paid
Fishing	3,157	\$ 32,745,516.99
Food, Beverage and Lodging	76,627	\$ 532,680,644.69
Multiple Industry / Business Types	13,764	\$ 138,000,243.30
No Industry Designation	168	\$ 1,806,813.12
Rental Property(ies)	2,840	\$ 23,697,475.61
Retail, Sales and Service	29,890	\$ 217,970,869.41
Seafood Processing and Distribution	1,145	\$ 9,828,287.50
Tourism and Recreation	2,951	\$ 21,230,498.12
Total	130,542	\$ 977,960,348.74

of Individual Claims Paid by Industry



Amount of Individual Claims Paid by Industry



Florida Program Statistics

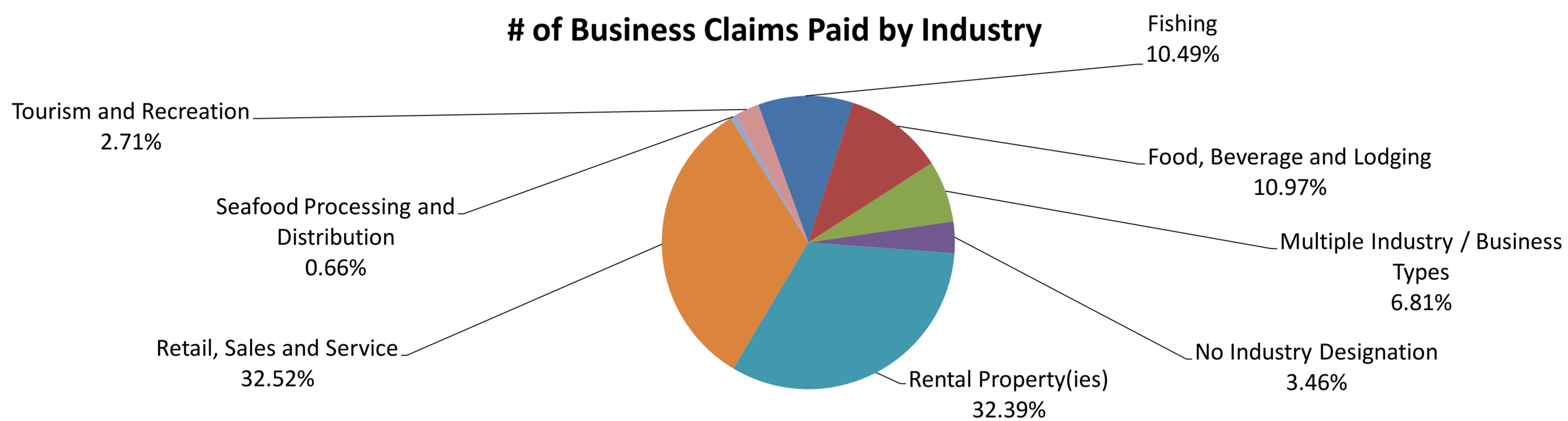
(Status Report as of May 16, 2012)

Business Lost Earnings or Profits Claims Paid by Industry

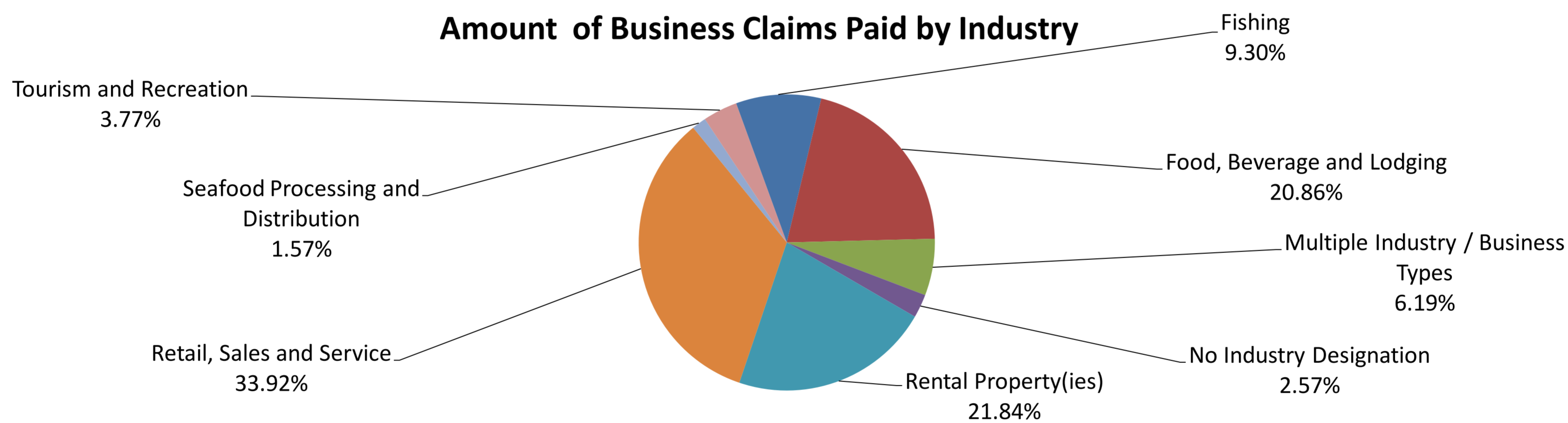
(Claimants may have more than one Claim Category)

Paid Claims By Industry	No. of Claims	Amount Paid
Fishing	6,076	\$ 162,608,502.34
Food, Beverage and Lodging	6,355	\$ 364,590,555.39
Multiple Industry / Business Types	3,944	\$ 108,149,649.08
No Industry Designation	2,005	\$ 44,905,539.38
Rental Property(ies)	18,767	\$ 381,771,529.86
Retail, Sales and Service	18,843	\$ 592,964,184.39
Seafood Processing and Distribution	383	\$ 27,382,938.55
Tourism and Recreation	1,571	\$ 65,839,608.64
Total	57,944	\$ 1,748,212,507.63

of Business Claims Paid by Industry



Amount of Business Claims Paid by Industry



Florida Program Statistics*(Status Report as of May 16, 2012)***Interim Claim Payment ("IP")**

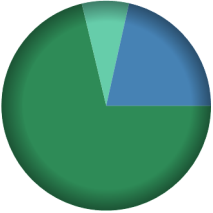
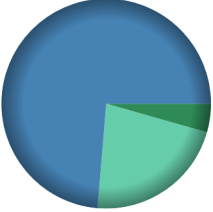

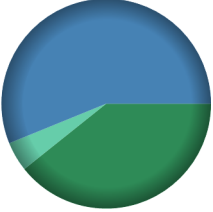
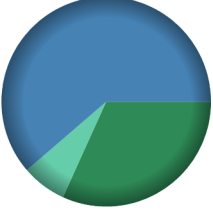
IP Claimants by Process Status	No. of Claimants
TOTAL IP Claimants <i>(Claimants may have one or more Claim Category)</i>	64,886
1. IP Claimants Issued Interim Payment*	23,931
<i>*21,596 of these 23,931 Claimants have also received a Final Payment</i>	
2. \$0 Determined Loss for Interim: Final Offer Made and Accepted**	5,821
<i>**In all, 27,417 Interim Claimants have received Final Payment</i>	
3. \$0 Determined Loss for Interim: Final Offer Made, Pending Acceptance or Verified Release***	974
<i>***Prior payments made by BP and GCCF resulted in \$0 additional losses</i>	
4. IP Claimants Denied	26,993
5. IP Claimants Requiring Additional Information or Documentation	6,261
6. IP Claimants Under Review	906

IP Claimants by Claimant Type	No. of Claimants
<i>(Claimants may have one or more Claim Category)</i>	
1. Individual	43,631
2. Business	21,255
<i>Represented Claimants: 18,430</i>	
Total	64,886

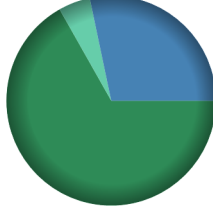

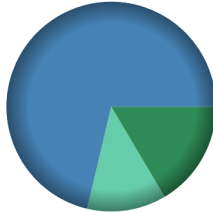

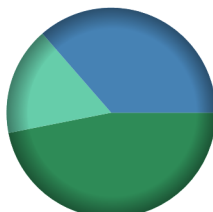
Paid IP Claimants	Paid Claimants	Amount Paid
Interim Payment	23,330	\$ 285,297,222.85
Total	23,330	\$ 285,297,222.85

IP Payments by Category	Paid Claims	Amount Paid
<i>(includes Individual and Business)</i>		
1. Removal and Clean Up Costs	8	\$ 231,494.47
2. Real or Personal Property	8	\$ 116,988.95
3. Lost Earnings or Profits	23,552	\$ 284,943,495.65
4. Loss of Subsistence Use of Natural Resources	2	\$ 1,866.44
5. Physical Injury / Death	4	\$ 3,377.34
Total	23,574	\$ 285,297,222.85

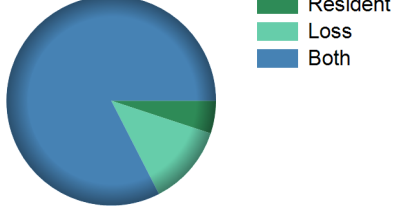
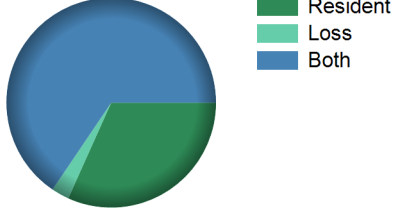
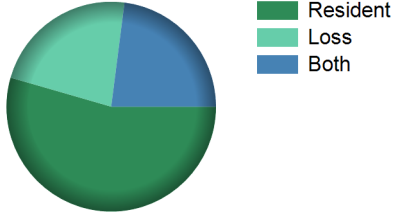
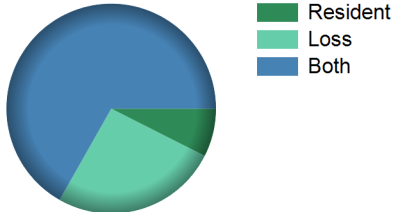
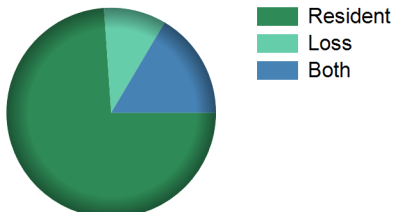
GCCF Program Statistics - Florida Summary (as of May 16, 2012 - inclusive of Interim and Final Payments)

County Name					
Alachua (Florida)	<u>Claimant Type</u>	<u>Claims Paid</u>	<u>Amount Paid</u>	Payments in County	
	Resident of County	93	\$1,121,722.29		<ul style="list-style-type: none"> ■ Resident ■ Loss ■ Both
	Resident and Loss in County	12	\$338,407.00		
	Claim Loss in County	14	\$114,199.28		
	Totals:	119	\$1,574,328.57		
Bay (Florida)	<u>Claimant Type</u>	<u>Claims Paid</u>	<u>Amount Paid</u>	Payments in County	
	Resident of County	1,950	\$23,639,069.60		<ul style="list-style-type: none"> ■ Resident ■ Loss ■ Both
	Resident and Loss in County	28,034	\$394,223,076.30		
	Claim Loss in County	7,708	\$117,207,719.30		
	Totals:	37,692	\$535,069,865.20		
Bradford (Florida)	<u>Claimant Type</u>	<u>Claims Paid</u>	<u>Amount Paid</u>	Payments in County	
	Resident of County	4	\$91,742.40		<ul style="list-style-type: none"> ■ Resident
	Totals:	4	\$91,742.40		
Brevard (Florida)	<u>Claimant Type</u>	<u>Claims Paid</u>	<u>Amount Paid</u>	Payments in County	
	Resident of County	82	\$1,563,875.68		<ul style="list-style-type: none"> ■ Resident ■ Loss ■ Both
	Resident and Loss in County	25	\$2,235,606.53		
	Claim Loss in County	12	\$181,490.42		
	Totals:	119	\$3,980,972.63		
Broward (Florida)	<u>Claimant Type</u>	<u>Claims Paid</u>	<u>Amount Paid</u>	Payments in County	
	Resident of County	301	\$5,074,518.54		<ul style="list-style-type: none"> ■ Resident ■ Loss ■ Both
	Resident and Loss in County	66	\$9,788,858.28		
	Claim Loss in County	86	\$1,102,221.89		
	Totals:	453	\$15,965,598.71		

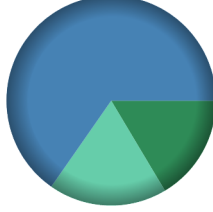

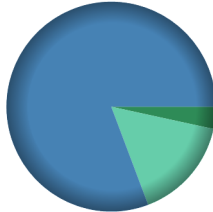
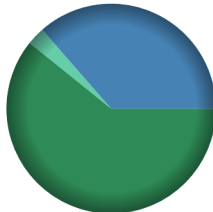

GCCF Program Statistics - Florida Summary (as of May 16, 2012 - inclusive of Interim and Final Payments)

County Name				
Calhoun (Florida)	<u>Claimant Type</u>	<u>Claims Paid</u>	<u>Amount Paid</u>	Payments in County  <ul style="list-style-type: none"> ■ Resident ■ Loss ■ Both
	Resident of County	93	\$1,027,914.04	
	Resident and Loss in County	19	\$435,472.18	
	Claim Loss in County	3	\$75,444.10	
	Totals:	115	\$1,538,830.32	
Charlotte (Florida)	<u>Claimant Type</u>	<u>Claims Paid</u>	<u>Amount Paid</u>	Payments in County  <ul style="list-style-type: none"> ■ Resident ■ Loss ■ Both
	Resident of County	183	\$2,528,541.36	
	Resident and Loss in County	589	\$10,845,458.94	
	Claim Loss in County	270	\$3,244,902.60	
	Totals:	1,042	\$16,618,902.90	
Citrus (Florida)	<u>Claimant Type</u>	<u>Claims Paid</u>	<u>Amount Paid</u>	Payments in County  <ul style="list-style-type: none"> ■ Resident ■ Loss ■ Both
	Resident of County	93	\$1,608,487.76	
	Resident and Loss in County	338	\$6,959,589.03	
	Claim Loss in County	39	\$1,193,542.37	
	Totals:	470	\$9,761,619.16	
Claimant did not provide; GCCF researching (Florida)	<u>Claimant Type</u>	<u>Claims Paid</u>	<u>Amount Paid</u>	Payments in County  <ul style="list-style-type: none"> ■ Loss
	Claim Loss in County	98	\$6,834,034.74	
	Totals:	98	\$6,834,034.74	
Clay (Florida)	<u>Claimant Type</u>	<u>Claims Paid</u>	<u>Amount Paid</u>	Payments in County  <ul style="list-style-type: none"> ■ Resident ■ Loss ■ Both
	Resident of County	34	\$560,784.99	
	Resident and Loss in County	20	\$435,416.32	
	Claim Loss in County	13	\$199,681.11	
	Totals:	67	\$1,195,882.42	


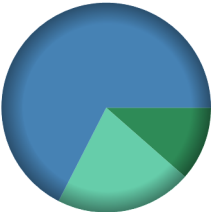



GCCF Program Statistics - Florida Summary (as of May 16, 2012 - inclusive of Interim and Final Payments)

County Name				
Collier (Florida)	<u>Claimant Type</u>	<u>Claims Paid</u>	<u>Amount Paid</u>	Payments in County  <ul style="list-style-type: none"> ■ Resident ■ Loss ■ Both
	Resident of County	629	\$6,393,993.26	
	Resident and Loss in County	9,584	\$104,394,313.39	
	Claim Loss in County	1,085	\$15,688,524.59	
	Totals:	11,298	\$126,476,831.24	
Columbia (Florida)	<u>Claimant Type</u>	<u>Claims Paid</u>	<u>Amount Paid</u>	Payments in County  <ul style="list-style-type: none"> ■ Resident ■ Loss ■ Both
	Resident of County	14	\$188,900.00	
	Resident and Loss in County	6	\$390,118.17	
	Claim Loss in County	1	\$16,200.00	
	Totals:	21	\$595,218.17	
Desoto (Florida)	<u>Claimant Type</u>	<u>Claims Paid</u>	<u>Amount Paid</u>	Payments in County  <ul style="list-style-type: none"> ■ Resident ■ Loss ■ Both
	Resident of County	9	\$106,671.62	
	Resident and Loss in County	3	\$45,000.00	
	Claim Loss in County	2	\$44,196.30	
	Totals:	14	\$195,867.92	
Dixie (Florida)	<u>Claimant Type</u>	<u>Claims Paid</u>	<u>Amount Paid</u>	Payments in County  <ul style="list-style-type: none"> ■ Resident ■ Loss ■ Both
	Resident of County	6	\$84,100.00	
	Resident and Loss in County	25	\$754,108.97	
	Claim Loss in County	12	\$290,777.77	
	Totals:	43	\$1,128,986.74	
Duval (Florida)	<u>Claimant Type</u>	<u>Claims Paid</u>	<u>Amount Paid</u>	Payments in County  <ul style="list-style-type: none"> ■ Resident ■ Loss ■ Both
	Resident of County	292	\$9,993,033.28	
	Resident and Loss in County	44	\$2,227,904.83	
	Claim Loss in County	63	\$1,301,815.64	
	Totals:	399	\$13,522,753.75	

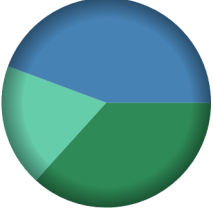

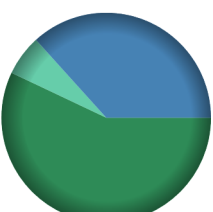
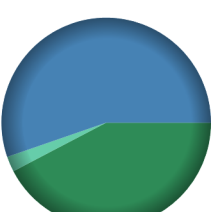
GCCF Program Statistics - Florida Summary (as of May 16, 2012 - inclusive of Interim and Final Payments)

County Name				
Escambia (Florida)	<u>Claimant Type</u>	<u>Claims Paid</u>	<u>Amount Paid</u>	Payments in County  <ul style="list-style-type: none"> ■ Resident ■ Loss ■ Both
	Resident of County	4,785	\$52,013,834.40	
	Resident and Loss in County	15,225	\$206,827,136.49	
	Claim Loss in County	4,327	\$57,883,102.92	
	Totals:	24,337	\$316,724,073.81	
Flagler (Florida)	<u>Claimant Type</u>	<u>Claims Paid</u>	<u>Amount Paid</u>	Payments in County  <ul style="list-style-type: none"> ■ Resident
	Resident of County	16	\$139,252.58	
	Totals:	16	\$139,252.58	
Franklin (Florida)	<u>Claimant Type</u>	<u>Claims Paid</u>	<u>Amount Paid</u>	Payments in County  <ul style="list-style-type: none"> ■ Resident ■ Loss ■ Both
	Resident of County	145	\$1,734,252.28	
	Resident and Loss in County	2,798	\$41,038,113.47	
	Claim Loss in County	495	\$8,052,131.68	
	Totals:	3,438	\$50,824,497.43	
Gadsden (Florida)	<u>Claimant Type</u>	<u>Claims Paid</u>	<u>Amount Paid</u>	Payments in County  <ul style="list-style-type: none"> ■ Resident ■ Loss ■ Both
	Resident of County	31	\$481,182.65	
	Resident and Loss in County	9	\$288,511.97	
	Claim Loss in County	5	\$22,000.00	
	Totals:	45	\$791,694.62	
Gilchrist (Florida)	<u>Claimant Type</u>	<u>Claims Paid</u>	<u>Amount Paid</u>	Payments in County  <ul style="list-style-type: none"> ■ Resident ■ Both
	Resident of County	4	\$46,880.75	
	Resident and Loss in County	3	\$27,195.34	
	Totals:	7	\$74,076.09	

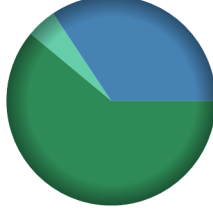
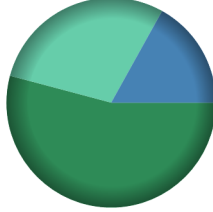

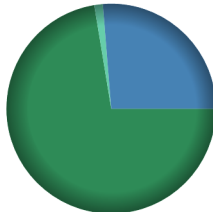
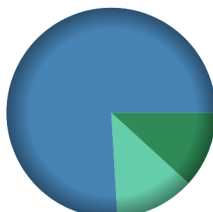
GCCF Program Statistics - Florida Summary (as of May 16, 2012 - inclusive of Interim and Final Payments)

County Name				
Glades (Florida)	<u>Claimant Type</u>	<u>Claims Paid</u>	<u>Amount Paid</u>	Payments in County  <ul style="list-style-type: none"> ■ Resident ■ Loss
	Resident of County	6	\$33,900.00	
	Claim Loss in County	1	\$82,642.46	
	Totals:	7	\$116,542.46	
Gulf (Florida)	<u>Claimant Type</u>	<u>Claims Paid</u>	<u>Amount Paid</u>	Payments in County  <ul style="list-style-type: none"> ■ Resident ■ Loss ■ Both
	Resident of County	370	\$3,883,920.16	
	Resident and Loss in County	1,286	\$22,904,218.98	
	Claim Loss in County	495	\$7,150,505.12	
Totals:	2,151	\$33,938,644.26		
Hamilton (Florida)	<u>Claimant Type</u>	<u>Claims Paid</u>	<u>Amount Paid</u>	Payments in County  <ul style="list-style-type: none"> ■ Loss
	Claim Loss in County	1	\$39,114.14	
	Totals:	1	\$39,114.14	
Hardee (Florida)	<u>Claimant Type</u>	<u>Claims Paid</u>	<u>Amount Paid</u>	Payments in County  <ul style="list-style-type: none"> ■ Resident
	Resident of County	8	\$69,484.32	
	Totals:	8	\$69,484.32	
Hendry (Florida)	<u>Claimant Type</u>	<u>Claims Paid</u>	<u>Amount Paid</u>	Payments in County  <ul style="list-style-type: none"> ■ Resident ■ Loss
	Resident of County	7	\$60,424.30	
	Claim Loss in County	1	\$6,642.50	
	Totals:	8	\$67,066.80	

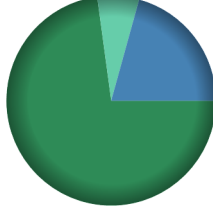
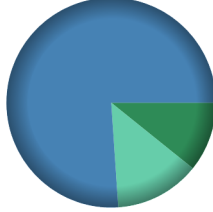
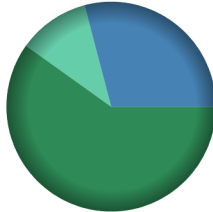
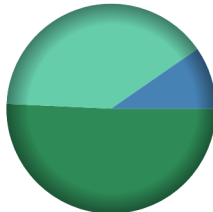
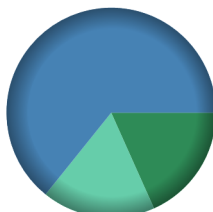
GCCF Program Statistics - Florida Summary (as of May 16, 2012 - inclusive of Interim and Final Payments)

County Name				
Hernando (Florida)	<u>Claimant Type</u>	<u>Claims Paid</u>	<u>Amount Paid</u>	Payments in County  <ul style="list-style-type: none"> ■ Resident ■ Loss ■ Both
	Resident of County	225	\$2,797,296.11	
	Resident and Loss in County	149	\$3,379,321.16	
	Claim Loss in County	62	\$1,441,652.82	
	Totals:	436	\$7,618,270.09	
Highlands (Florida)	<u>Claimant Type</u>	<u>Claims Paid</u>	<u>Amount Paid</u>	Payments in County  <ul style="list-style-type: none"> ■ Resident ■ Loss
	Resident of County	3	\$63,606.56	
	Claim Loss in County	5	\$48,636.74	
	Totals:	8	\$112,243.30	
	Hillsborough (Florida)	<u>Claimant Type</u>	<u>Claims Paid</u>	
Resident of County		1,093	\$12,778,409.49	
Resident and Loss in County		6,587	\$61,457,597.61	
Claim Loss in County		1,676	\$16,452,525.61	
Totals:		9,356	\$90,688,532.71	
Holmes (Florida)	<u>Claimant Type</u>	<u>Claims Paid</u>	<u>Amount Paid</u>	Payments in County  <ul style="list-style-type: none"> ■ Resident ■ Loss ■ Both
	Resident of County	361	\$3,309,616.65	
	Resident and Loss in County	119	\$2,130,010.18	
	Claim Loss in County	44	\$363,733.14	
	Totals:	524	\$5,803,359.97	
Indian River (Florida)	<u>Claimant Type</u>	<u>Claims Paid</u>	<u>Amount Paid</u>	Payments in County  <ul style="list-style-type: none"> ■ Resident ■ Loss ■ Both
	Resident of County	22	\$230,906.16	
	Resident and Loss in County	8	\$301,500.00	
	Claim Loss in County	1	\$12,918.36	
	Totals:	31	\$545,324.52	

GCCF Program Statistics - Florida Summary (as of May 16, 2012 - inclusive of Interim and Final Payments)

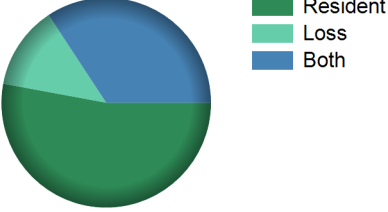
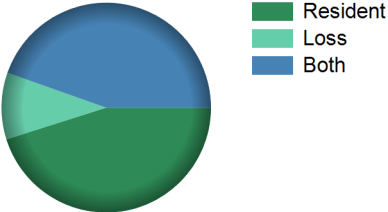
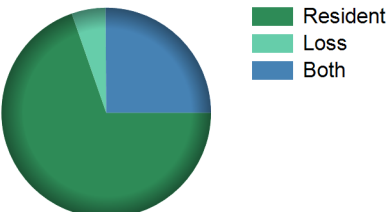
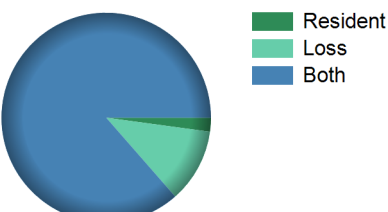
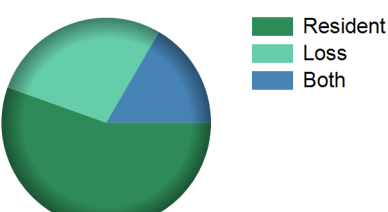
County Name				
Jackson (Florida)	<u>Claimant Type</u>	<u>Claims Paid</u>	<u>Amount Paid</u>	Payments in County  <ul style="list-style-type: none"> ■ Resident ■ Loss ■ Both
	Resident of County	145	\$1,969,031.66	
	Resident and Loss in County	30	\$1,108,689.10	
	Claim Loss in County	13	\$149,184.39	
	Totals:	188	\$3,226,905.15	
JEFFERSON (Florida)	<u>Claimant Type</u>	<u>Claims Paid</u>	<u>Amount Paid</u>	Payments in County  <ul style="list-style-type: none"> ■ Resident ■ Loss ■ Both
	Resident of County	11	\$189,376.60	
	Resident and Loss in County	6	\$59,200.00	
	Claim Loss in County	7	\$101,282.15	
	Totals:	24	\$349,858.75	
Lafayette (Florida)	<u>Claimant Type</u>	<u>Claims Paid</u>	<u>Amount Paid</u>	Payments in County  <ul style="list-style-type: none"> ■ Both
	Resident and Loss in County	5	\$311,939.00	
	Totals:	5	\$311,939.00	
Lake (Florida)	<u>Claimant Type</u>	<u>Claims Paid</u>	<u>Amount Paid</u>	Payments in County  <ul style="list-style-type: none"> ■ Resident ■ Loss ■ Both
	Resident of County	57	\$892,451.40	
	Resident and Loss in County	13	\$323,829.97	
	Claim Loss in County	2	\$16,243.13	
	Totals:	72	\$1,232,524.50	
Lee (Florida)	<u>Claimant Type</u>	<u>Claims Paid</u>	<u>Amount Paid</u>	Payments in County  <ul style="list-style-type: none"> ■ Resident ■ Loss ■ Both
	Resident of County	1,019	\$11,288,095.52	
	Resident and Loss in County	5,483	\$72,824,803.20	
	Claim Loss in County	970	\$11,771,070.55	
	Totals:	7,472	\$95,883,969.27	

GCCF Program Statistics - Florida Summary (as of May 16, 2012 - inclusive of Interim and Final Payments)

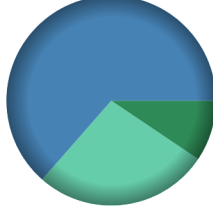



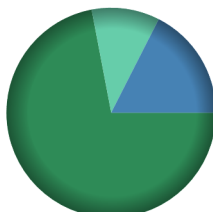
County Name				
Leon (Florida)	<u>Claimant Type</u>	<u>Claims Paid</u>	<u>Amount Paid</u>	Payments in County  <ul style="list-style-type: none"> ■ Resident ■ Loss ■ Both
	Resident of County	564	\$8,553,827.43	
	Resident and Loss in County	75	\$2,430,993.61	
	Claim Loss in County	50	\$755,374.47	
	Totals:	689	\$11,740,195.51	
Levy (Florida)	<u>Claimant Type</u>	<u>Claims Paid</u>	<u>Amount Paid</u>	Payments in County  <ul style="list-style-type: none"> ■ Resident ■ Loss ■ Both
	Resident of County	42	\$873,407.42	
	Resident and Loss in County	285	\$6,168,390.34	
	Claim Loss in County	48	\$1,066,736.87	
	Totals:	375	\$8,108,534.63	
Liberty (Florida)	<u>Claimant Type</u>	<u>Claims Paid</u>	<u>Amount Paid</u>	Payments in County  <ul style="list-style-type: none"> ■ Resident ■ Loss ■ Both
	Resident of County	51	\$511,731.03	
	Resident and Loss in County	16	\$248,675.43	
	Claim Loss in County	6	\$94,200.00	
	Totals:	73	\$854,606.46	
Madison (Florida)	<u>Claimant Type</u>	<u>Claims Paid</u>	<u>Amount Paid</u>	Payments in County  <ul style="list-style-type: none"> ■ Resident ■ Loss ■ Both
	Resident of County	9	\$131,771.45	
	Resident and Loss in County	1	\$25,000.00	
	Claim Loss in County	11	\$103,016.76	
	Totals:	21	\$259,788.21	
Manatee (Florida)	<u>Claimant Type</u>	<u>Claims Paid</u>	<u>Amount Paid</u>	Payments in County  <ul style="list-style-type: none"> ■ Resident ■ Loss ■ Both
	Resident of County	491	\$6,215,723.99	
	Resident and Loss in County	1,215	\$21,816,223.20	
	Claim Loss in County	527	\$5,940,948.44	
	Totals:	2,233	\$33,972,895.63	

GCCF Program Statistics - Florida Summary

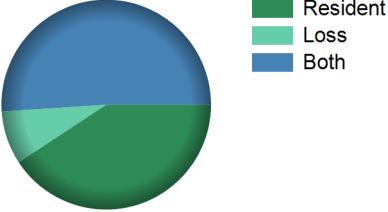
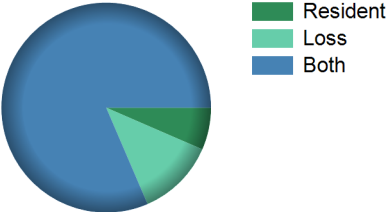
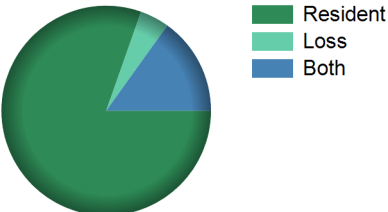
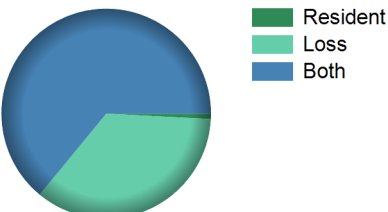
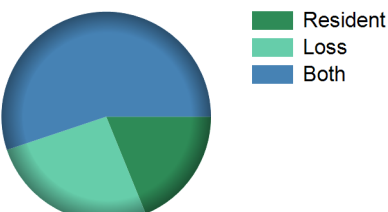
(as of May 16, 2012 - inclusive of Interim and Final Payments)

County Name				
Marion (Florida)	<u>Claimant Type</u>	<u>Claims Paid</u>	<u>Amount Paid</u>	Payments in County 
	Resident of County	62	\$793,541.64	
	Resident and Loss in County	25	\$514,060.80	
	Claim Loss in County	6	\$192,365.42	
	Totals:	93	\$1,499,967.86	
Martin (Florida)	<u>Claimant Type</u>	<u>Claims Paid</u>	<u>Amount Paid</u>	Payments in County 
	Resident of County	26	\$411,092.32	
	Resident and Loss in County	14	\$406,482.41	
	Claim Loss in County	8	\$93,603.06	
	Totals:	48	\$911,177.79	
Miami-dade (Florida)	<u>Claimant Type</u>	<u>Claims Paid</u>	<u>Amount Paid</u>	Payments in County 
	Resident of County	1,534	\$15,454,582.60	
	Resident and Loss in County	311	\$5,567,421.99	
	Claim Loss in County	84	\$1,161,665.18	
	Totals:	1,929	\$22,183,669.77	
Monroe (Florida)	<u>Claimant Type</u>	<u>Claims Paid</u>	<u>Amount Paid</u>	Payments in County 
	Resident of County	244	\$3,974,552.92	
	Resident and Loss in County	9,066	\$160,069,885.78	
	Claim Loss in County	1,870	\$21,108,685.92	
	Totals:	11,180	\$185,153,124.62	
Nassau (Florida)	<u>Claimant Type</u>	<u>Claims Paid</u>	<u>Amount Paid</u>	Payments in County 
	Resident of County	15	\$204,150.84	
	Resident and Loss in County	4	\$61,100.00	
	Claim Loss in County	7	\$102,800.00	
	Totals:	26	\$368,050.84	

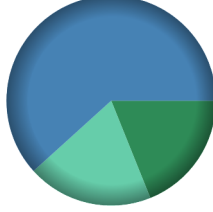
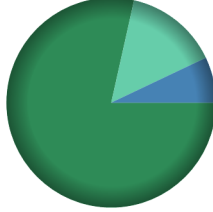
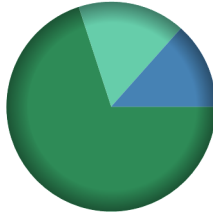
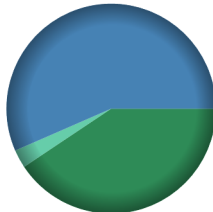
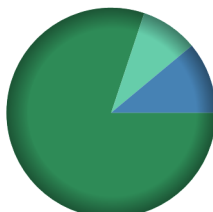
GCCF Program Statistics - Florida Summary (as of May 16, 2012 - inclusive of Interim and Final Payments)

County Name				
Okaloosa (Florida)	<u>Claimant Type</u>	<u>Claims Paid</u>	<u>Amount Paid</u>	Payments in County  <ul style="list-style-type: none"> ■ Resident ■ Loss ■ Both
	Resident of County	4,464	\$54,310,263.58	
	Resident and Loss in County	22,851	\$366,258,639.98	
	Claim Loss in County	11,177	\$155,883,777.12	
	Totals:	38,492	\$576,452,680.68	
Okeechobee (Florida)	<u>Claimant Type</u>	<u>Claims Paid</u>	<u>Amount Paid</u>	Payments in County  <ul style="list-style-type: none"> ■ Resident ■ Loss ■ Both
	Resident of County	4	\$36,230.56	
	Resident and Loss in County	1	\$33,400.00	
	Claim Loss in County	2	\$30,000.00	
	Totals:	7	\$99,630.56	
Orange (Florida)	<u>Claimant Type</u>	<u>Claims Paid</u>	<u>Amount Paid</u>	Payments in County  <ul style="list-style-type: none"> ■ Resident ■ Loss ■ Both
	Resident of County	420	\$4,862,787.76	
	Resident and Loss in County	22	\$538,760.10	
	Claim Loss in County	58	\$4,708,545.23	
	Totals:	500	\$10,110,093.09	
Osceola (Florida)	<u>Claimant Type</u>	<u>Claims Paid</u>	<u>Amount Paid</u>	Payments in County  <ul style="list-style-type: none"> ■ Resident ■ Loss ■ Both
	Resident of County	45	\$715,619.31	
	Resident and Loss in County	2	\$26,000.00	
	Claim Loss in County	5	\$16,217.50	
	Totals:	52	\$757,836.81	
Palm Beach (Florida)	<u>Claimant Type</u>	<u>Claims Paid</u>	<u>Amount Paid</u>	Payments in County  <ul style="list-style-type: none"> ■ Resident ■ Loss ■ Both
	Resident of County	201	\$3,929,302.57	
	Resident and Loss in County	34	\$955,268.58	
	Claim Loss in County	57	\$572,979.07	
	Totals:	292	\$5,457,550.22	


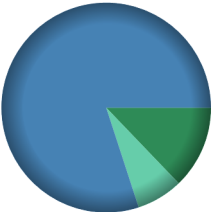


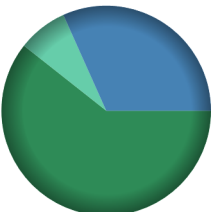
GCCF Program Statistics - Florida Summary (as of May 16, 2012 - inclusive of Interim and Final Payments)

County Name				
Pasco (Florida)	<u>Claimant Type</u>	<u>Claims Paid</u>	<u>Amount Paid</u>	Payments in County  <ul style="list-style-type: none"> ■ Resident ■ Loss ■ Both
	Resident of County	1,135	\$10,746,539.74	
	Resident and Loss in County	770	\$13,459,278.42	
	Claim Loss in County	187	\$2,165,095.11	
	Totals:	2,092	\$26,370,913.27	
Pinellas (Florida)	<u>Claimant Type</u>	<u>Claims Paid</u>	<u>Amount Paid</u>	Payments in County  <ul style="list-style-type: none"> ■ Resident ■ Loss ■ Both
	Resident of County	1,237	\$14,055,261.21	
	Resident and Loss in County	14,624	\$176,011,793.58	
	Claim Loss in County	2,371	\$25,992,051.04	
	Totals:	18,232	\$216,059,105.83	
Polk (Florida)	<u>Claimant Type</u>	<u>Claims Paid</u>	<u>Amount Paid</u>	Payments in County  <ul style="list-style-type: none"> ■ Resident ■ Loss ■ Both
	Resident of County	138	\$12,569,654.06	
	Resident and Loss in County	270	\$2,356,480.74	
	Claim Loss in County	86	\$707,027.21	
	Totals:	494	\$15,633,162.01	
Putnam (Florida)	<u>Claimant Type</u>	<u>Claims Paid</u>	<u>Amount Paid</u>	Payments in County  <ul style="list-style-type: none"> ■ Resident ■ Loss ■ Both
	Resident of County	1	\$2,100.00	
	Resident and Loss in County	6	\$162,754.88	
	Claim Loss in County	4	\$89,290.74	
	Totals:	11	\$254,145.62	
Santa Rosa (Florida)	<u>Claimant Type</u>	<u>Claims Paid</u>	<u>Amount Paid</u>	Payments in County  <ul style="list-style-type: none"> ■ Resident ■ Loss ■ Both
	Resident of County	3,380	\$36,575,511.34	
	Resident and Loss in County	5,732	\$107,001,763.50	
	Claim Loss in County	3,962	\$50,522,670.65	
	Totals:	13,074	\$194,099,945.49	

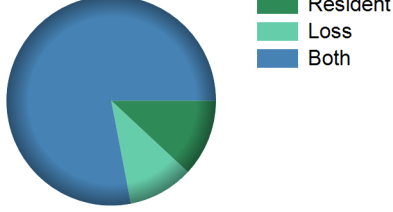
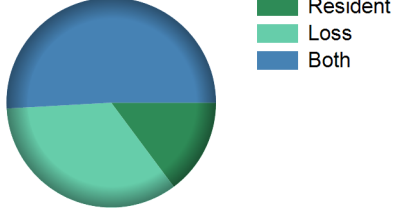
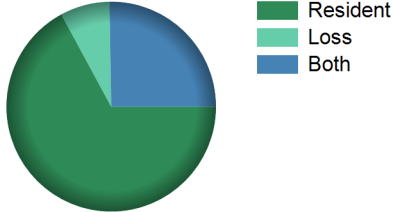
GCCF Program Statistics - Florida Summary (as of May 16, 2012 - inclusive of Interim and Final Payments)

County Name				
Sarasota (Florida)	<u>Claimant Type</u>	<u>Claims Paid</u>	<u>Amount Paid</u>	Payments in County  <ul style="list-style-type: none"> ■ Resident ■ Loss ■ Both
	Resident of County	692	\$8,292,897.30	
	Resident and Loss in County	1,807	\$27,066,613.99	
	Claim Loss in County	573	\$8,508,872.30	
	Totals:	3,072	\$43,868,383.59	
Seminole (Florida)	<u>Claimant Type</u>	<u>Claims Paid</u>	<u>Amount Paid</u>	Payments in County  <ul style="list-style-type: none"> ■ Resident ■ Loss ■ Both
	Resident of County	80	\$1,045,483.31	
	Resident and Loss in County	4	\$93,781.51	
	Claim Loss in County	11	\$192,456.76	
	Totals:	95	\$1,331,721.58	
St. Johns (Florida)	<u>Claimant Type</u>	<u>Claims Paid</u>	<u>Amount Paid</u>	Payments in County  <ul style="list-style-type: none"> ■ Resident ■ Loss ■ Both
	Resident of County	78	\$1,343,551.83	
	Resident and Loss in County	11	\$257,684.30	
	Claim Loss in County	3	\$318,687.07	
	Totals:	92	\$1,919,923.20	
St. Lucie (Florida)	<u>Claimant Type</u>	<u>Claims Paid</u>	<u>Amount Paid</u>	Payments in County  <ul style="list-style-type: none"> ■ Resident ■ Loss ■ Both
	Resident of County	17	\$289,630.00	
	Resident and Loss in County	12	\$402,919.74	
	Claim Loss in County	3	\$20,090.63	
	Totals:	32	\$712,640.37	
SUMTER (Florida)	<u>Claimant Type</u>	<u>Claims Paid</u>	<u>Amount Paid</u>	Payments in County  <ul style="list-style-type: none"> ■ Resident ■ Loss ■ Both
	Resident of County	33	\$754,950.29	
	Resident and Loss in County	4	\$103,863.21	
	Claim Loss in County	2	\$83,595.03	
	Totals:	39	\$942,408.53	

GCCF Program Statistics - Florida Summary (as of May 16, 2012 - inclusive of Interim and Final Payments)

County Name				
Suwannee (Florida)	<u>Claimant Type</u>	<u>Claims Paid</u>	<u>Amount Paid</u>	Payments in County  <ul style="list-style-type: none"> ■ Resident ■ Both
	Resident of County	12	\$145,356.37	
	Resident and Loss in County	3	\$103,715.77	
	Totals:	15	\$249,072.14	
Taylor (Florida)	<u>Claimant Type</u>	<u>Claims Paid</u>	<u>Amount Paid</u>	Payments in County  <ul style="list-style-type: none"> ■ Resident ■ Loss ■ Both
	Resident of County	18	\$567,457.11	
	Resident and Loss in County	118	\$3,541,100.90	
	Claim Loss in County	18	\$316,731.23	
Totals:	154	\$4,425,289.24		
Union (Florida)	<u>Claimant Type</u>	<u>Claims Paid</u>	<u>Amount Paid</u>	Payments in County  <ul style="list-style-type: none"> ■ Resident
	Resident of County	3	\$37,800.00	
	Totals:	3	\$37,800.00	
Unknown (Florida)	<u>Claimant Type</u>	<u>Claims Paid</u>	<u>Amount Paid</u>	Payments in County  <ul style="list-style-type: none"> ■ Resident
	Resident of County	268	\$4,256,602.87	
	Totals:	268	\$4,256,602.87	
Volusia (Florida)	<u>Claimant Type</u>	<u>Claims Paid</u>	<u>Amount Paid</u>	Payments in County  <ul style="list-style-type: none"> ■ Resident ■ Loss ■ Both
	Resident of County	77	\$2,076,656.32	
	Resident and Loss in County	22	\$1,086,292.29	
	Claim Loss in County	16	\$262,552.05	
Totals:	115	\$3,425,500.66		

GCCF Program Statistics - Florida Summary (as of May 16, 2012 - inclusive of Interim and Final Payments)

County Name				
Wakulla (Florida)	<u>Claimant Type</u>	<u>Claims Paid</u>	<u>Amount Paid</u>	Payments in County  <ul style="list-style-type: none"> ■ Resident ■ Loss ■ Both
	Resident of County	116	\$2,137,230.65	
	Resident and Loss in County	744	\$13,988,582.73	
	Claim Loss in County	100	\$1,805,761.40	
	Totals:	960	\$17,931,574.78	
Walton (Florida)	<u>Claimant Type</u>	<u>Claims Paid</u>	<u>Amount Paid</u>	Payments in County  <ul style="list-style-type: none"> ■ Resident ■ Loss ■ Both
	Resident of County	3,247	\$45,436,959.98	
	Resident and Loss in County	8,679	\$156,150,793.71	
	Claim Loss in County	7,863	\$105,247,749.00	
	Totals:	19,789	\$306,835,502.69	
Washington (Florida)	<u>Claimant Type</u>	<u>Claims Paid</u>	<u>Amount Paid</u>	Payments in County  <ul style="list-style-type: none"> ■ Resident ■ Loss ■ Both
	Resident of County	773	\$6,643,269.17	
	Resident and Loss in County	163	\$2,501,411.57	
	Claim Loss in County	48	\$755,008.67	
	Totals:	984	\$9,899,689.41	