

Alabama Program Statistics
(Status Report as of May 16, 2012)

All Claimants	No. of Claimants
Total All Claimants (Claims: 144,144) <i>(This is a unique count that includes all Emergency Advance Payment Claimants)</i>	79,679
1. Individual	57,880
2. Business	21,799
Claimants Represented by Counsel: 13,776	

Current Claimant Status	No. of Claimants
Interim and Final Claimants - Phase II <i>(This report reflects Claimants' current status as of the report date, therefore each Claimant is only represented in one category below.)</i>	55,441
Reviewed - Phase II Only	54,535
1. Final Payment Issued	31,688
a. Quick Payment	22,478
b. Full Review	9,210
2. Final Release Accepted Pending Payment	31
3. Final Offer Acknowledged Pending Accepted Release	234
4. Final Offer Made	1,080
With Interim Payment (416 out of these 1,080 Final Offers)	
5. Other Claim Determinations:	21,502
a. Claimants Without an Established Loss	988
b. Withdrawal Requested	71
c. Claimants Notified Additional Information Required	1,198
d. Claimant Denied	19,245
Under Review	918
1. Phase II - Interim & Final	906
2. Phase I - EAP Unresolved / Under Review (Claims Subject to Liens, Audit Holds, etc.)	12
Claimants with Resolved EAP Submissions <i>(Many EAP Claimants have re-filed in the Phase II: Interim and Final Claim Stage)</i>	65,657

Paid Claimants	Paid Claimants	Total Amount Paid
Total Unique Claimants	35,042	\$ 1,102,476,469.17
1. Quick Pay / Full Review / Interim Payment	35,464	\$ 617,810,970.79
a. Individual	20,156	\$ 137,105,409.68
b. Business	15,308	\$ 480,705,561.11
2. Emergency Advanced Payment (EAP)	28,828	\$ 484,665,498.38
a. Individual	18,013	\$ 172,647,670.00
b. Business	10,815	\$ 312,017,828.38
Separate Fund for Real Estate Brokers and Agents		\$ 24,000,000.00
	Total Paid:	\$ 1,126,476,469.17

Quick Pay Final Payments	Claimants with Filed Claims	Reviewed Claimants	Paid Claimants	Amount Paid
Total Quick Pay Final Payments	23,017	22,796	22,355	\$ 277,256,534.09
1. Individual	14,462	14,303	14,075	\$ 70,400,000.00
2. Business	8,555	8,493	8,280	\$ 206,856,534.09
Interim Payments	Claimants with Filed Claims	Reviewed Claimants*	Paid Claimants	Amount Paid
Total Interim Payments	17,766	17,485	4,159	\$ 74,355,905.26
1. Individual	10,777	10,631	1,455	\$ 13,239,136.38
2. Business	6,989	6,854	2,704	\$ 61,116,768.88
* Details on Interim Claimants, including Status are reflected on Page 9 of this report				
Full Review Final Payments	Claimants with Filed Claims	Reviewed Claimants	Paid Claimants	Amount Paid
Total Full Review Final Payments	20,810	20,399	8,950	\$ 266,198,531.44
1. Individual	14,053	13,725	4,626	\$ 53,466,273.30
2. Business	6,757	6,674	4,324	\$ 212,732,258.14

Full Review Final Payment Offers <i>(Inclusive of Offers with Release Accepted and Final Payment Issued)</i>	Offers Made	Amount Offered	Offers Accepted	Amount Accepted
Total Final Offers	12,435	\$ 396,157,346.40	9,676	\$ 336,445,191.24
1. Final Offers: Individual	6,185	\$ 61,689,353.75	4,855	\$ 53,815,801.13
2. Final Offers: Business	6,250	\$ 334,467,992.65	4,821	\$ 282,629,390.11

Alabama Program Statistics

(Status Report as of May 16, 2012)

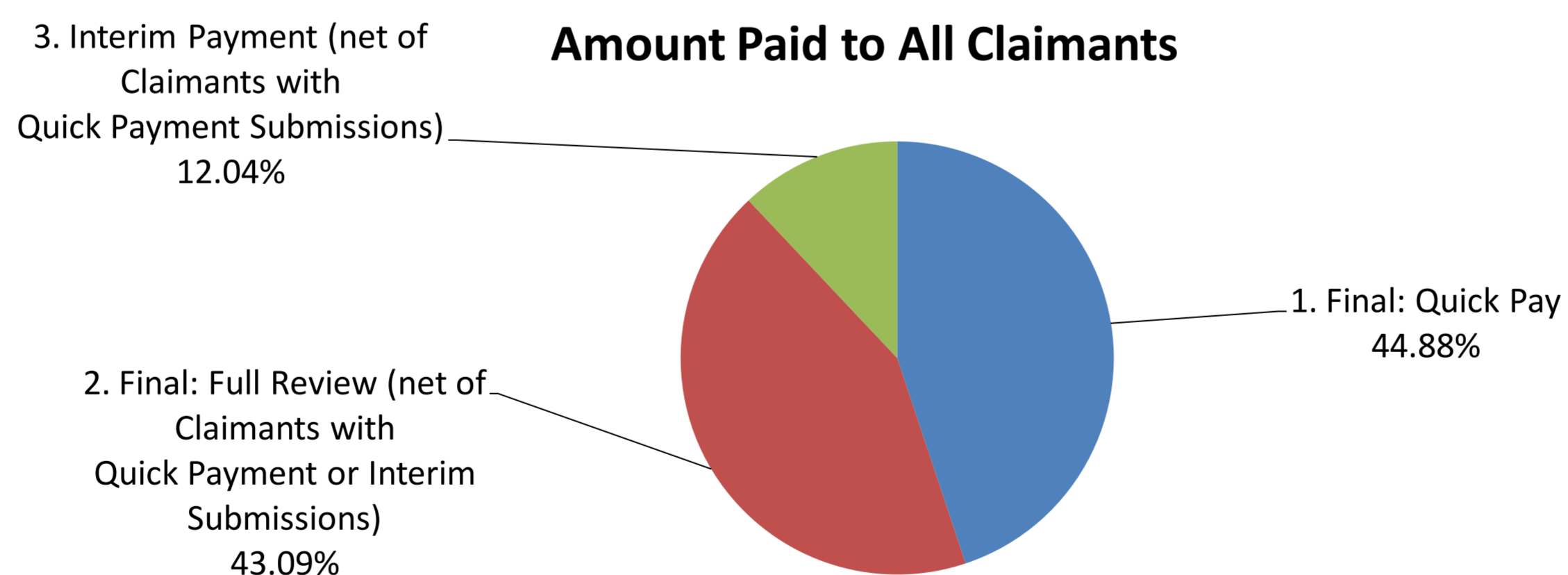
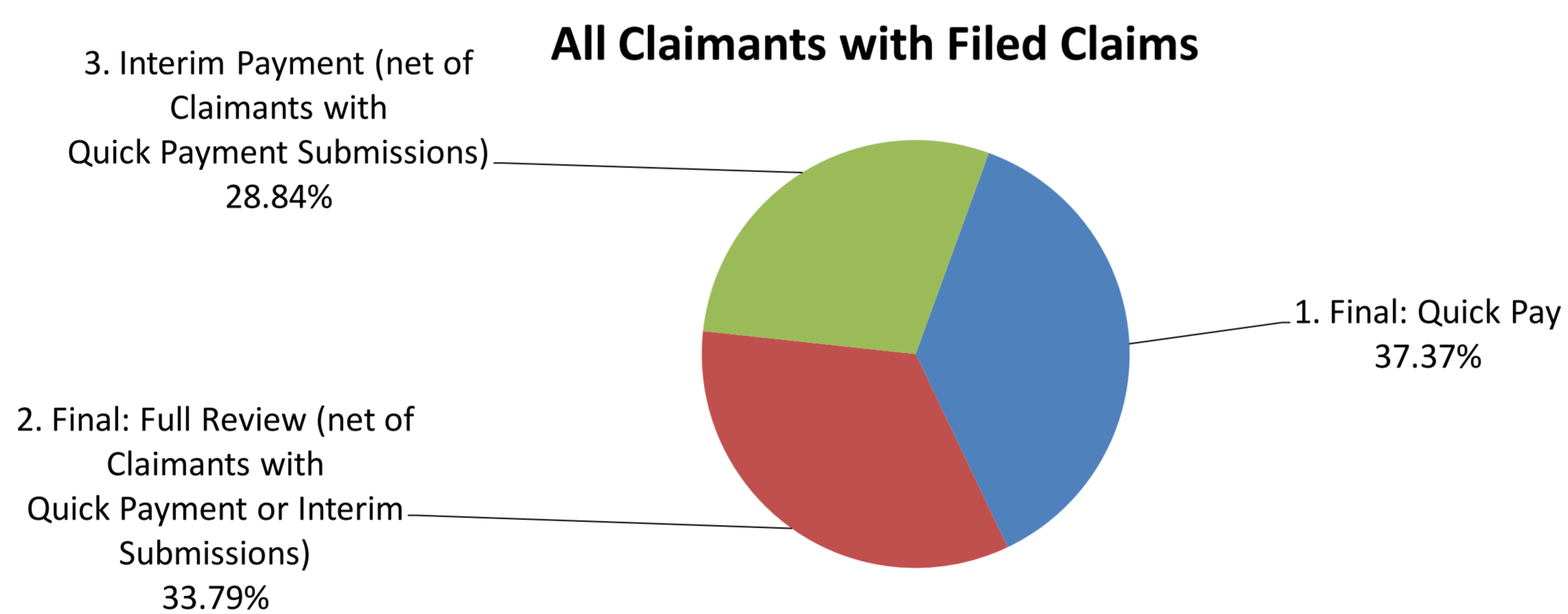
Claimant Submissions

(Quick Pay, Interim and Full Review Claimants only)

All Submitted and Paid Claimants	Claimants with Filed Claims	Reviewed Claimants	Paid Claimants	Amount Paid
1. Final: Quick Pay	23,017	22,796	22,355	\$ 277,256,534.09
2. Final: Full Review (net of Claimants with Quick Payment or Interim Submissions)	20,810	20,399	8,950	\$ 266,198,531.44
3. Interim Payment (net of Claimants with Quick Payment Submissions)	17,766	17,485	4,159	\$ 74,355,905.26
Total	61,593	60,680	35,464	\$ 617,810,970.79

Submitted and Paid Claimants - Individual	Claimants with Filed Claims	Reviewed Claimants	Paid Claimants	Amount Paid
1. Final: Quick Pay	14,462	14,303	14,075	\$ 70,400,000.00
2. Final: Full Review (net of Claimants with Quick Payment or Interim Submissions)	14,053	13,725	4,626	\$ 53,466,273.30
3. Interim Payment (net of Claimants with Quick Payment Submissions)	10,777	10,631	1,455	\$ 13,239,136.38
Sub-Total	39,292	38,659	20,156	\$ 137,105,409.68

Submitted and Paid Claimants - Business	Claimants with Filed Claims	Reviewed Claimants	Paid Claimants	Amount Paid
1. Final: Quick Pay	8,555	8,493	8,280	\$ 206,856,534.09
2. Final: Full Review (net of Claimants with Quick Payment or Interim Submissions)	6,757	6,674	4,324	\$ 212,732,258.14
3. Interim Payment (net of Claimants with Quick Payment Submissions)	6,989	6,854	2,704	\$ 61,116,768.88
Sub-Total	22,301	22,021	15,308	\$ 480,705,561.11



Alabama Program Statistics

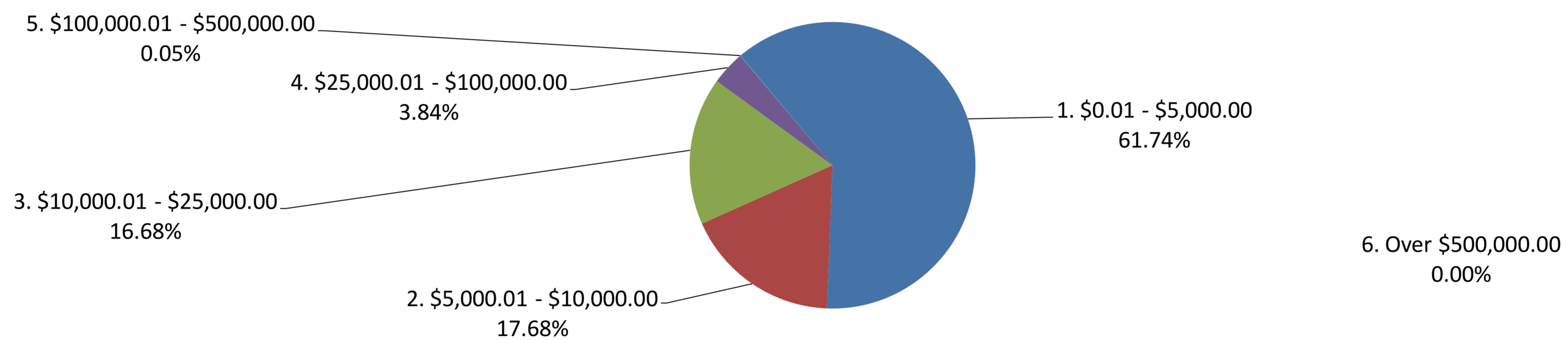
(Status Report as of May 16, 2012)

Individual Claims by Amount

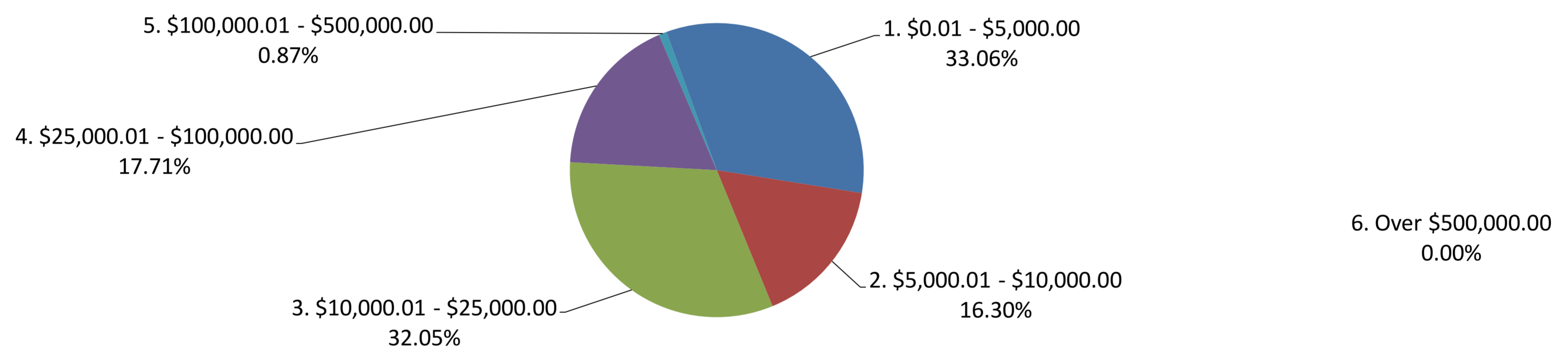
(Claimants may have more than one Claim Category)

Paid Claims by Amount	No. of Claims	Amount Paid
1. \$0.01 - \$5,000.00	23,598	\$ 102,410,267.83
2. \$5,000.01 - \$10,000.00	6,759	\$ 50,491,112.32
3. \$10,000.01 - \$25,000.00	6,377	\$ 99,287,651.18
4. \$25,000.01 - \$100,000.00	1,469	\$ 54,870,178.81
5. \$100,000.01 - \$500,000.00	19	\$ 2,693,869.54
6. Over \$500,000.00	0	\$ -
Total	38,222	\$ 309,753,079.68

Individual Claims Paid by Value Range



Individual Amount Paid by Value Range



Alabama Program Statistics

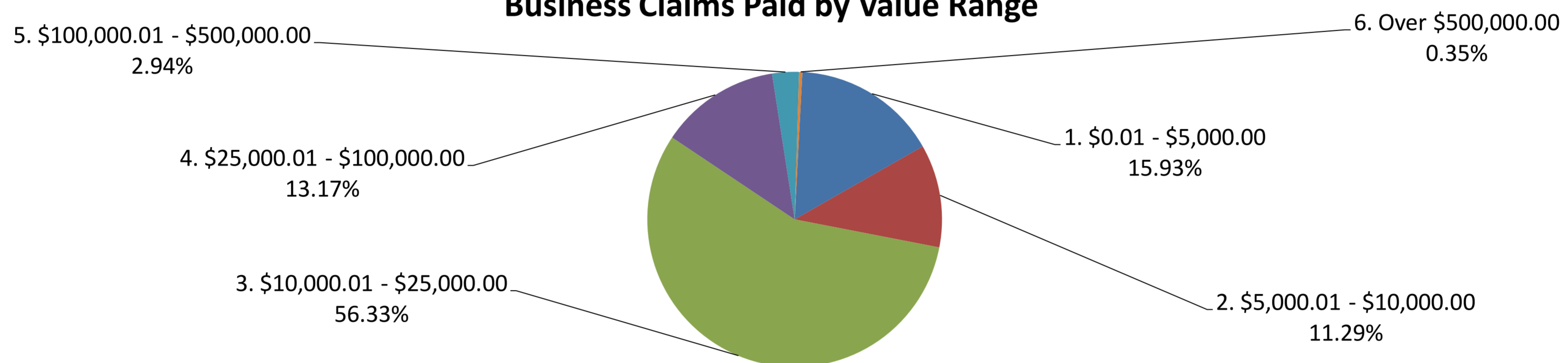
(Status Report as of May 16, 2012)

Business Claims by Amount

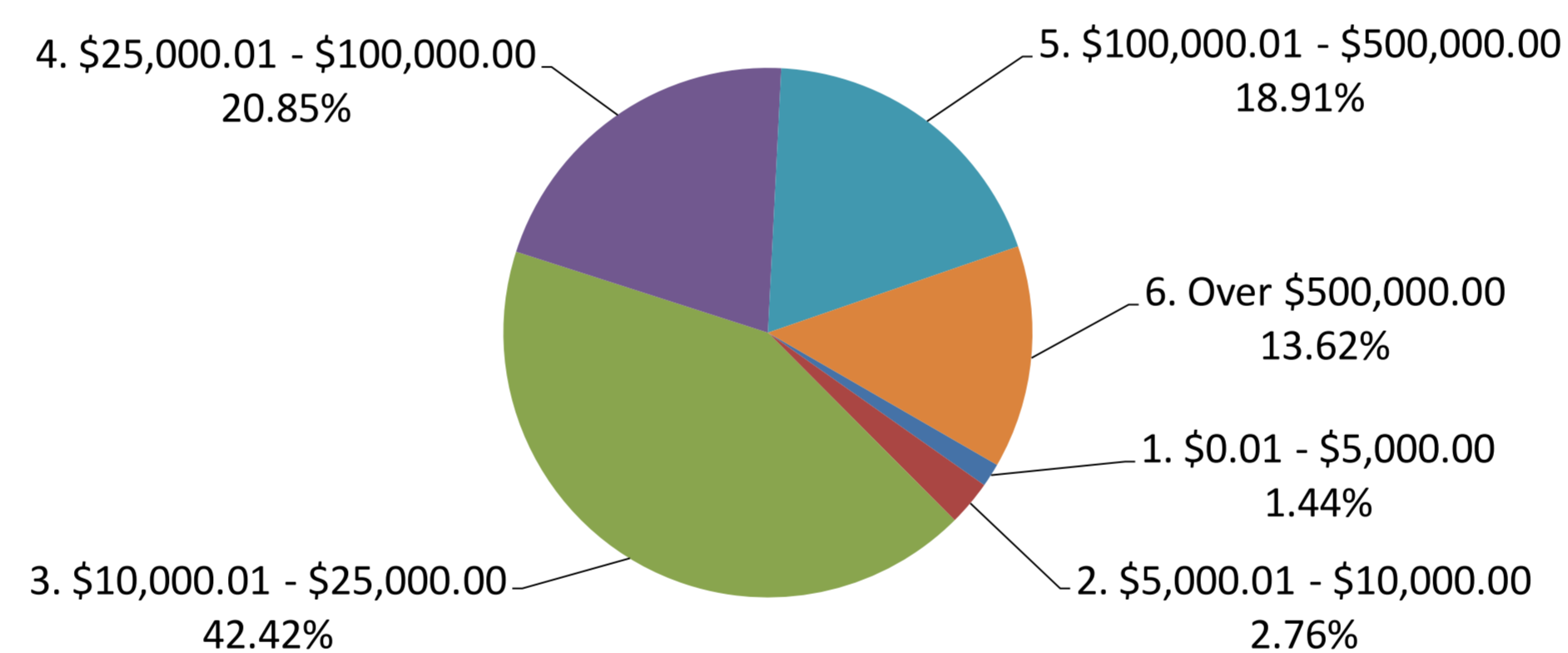
(Claimants may have more than one Claim Category)

Paid Claims by Amount	No. of Claims	Amount Paid
1. \$0.01 - \$5,000.00	4,172	\$ 11,422,912.07
2. \$5,000.01 - \$10,000.00	2,958	\$ 21,899,227.23
3. \$10,000.01 - \$25,000.00	14,756	\$ 336,269,106.28
4. \$25,000.01 - \$100,000.00	3,450	\$ 165,251,833.13
5. \$100,000.01 - \$500,000.00	769	\$ 149,883,976.47
6. Over \$500,000.00	92	\$ 107,996,334.31
Total	26,197	\$ 792,723,389.49

Business Claims Paid by Value Range



Business Amount Paid by Value Range



Alabama Program Statistics*(Status Report as of May 16, 2012)***Claims by Category and Amount***(Claimants may have more than one Claim Category)*

Paid Claims by Category and Amount	No. of Claims	Amount Paid
1. Removal and Clean Up Costs		
a. \$0.01 - \$5,000.00	46	\$ 105,008.27
b. \$5,000.01 - \$10,000.00	9	\$ 68,291.99
c. \$10,000.01 - \$25,000.00	16	\$ 335,891.26
d. \$25,000.01 - \$100,000.00	0	\$ -
e. \$100,000.01 - \$500,000.00	1	\$ 125,000.00
f. Over \$500,000.00	0	\$ -
Sub-Total	72	\$ 634,191.52
2. Real or Personal Property		
a. \$0.01 - \$5,000.00	79	\$ 259,546.25
b. \$5,000.01 - \$10,000.00	14	\$ 101,092.66
c. \$10,000.01 - \$25,000.00	15	\$ 283,884.28
d. \$25,000.01 - \$100,000.00	9	\$ 493,955.51
e. \$100,000.01 - \$500,000.00	1	\$ 176,100.00
f. Over \$500,000.00	1	\$ 1,000,000.00
Sub-Total	119	\$ 2,314,578.70
3. Lost Earnings or Profits		
a. \$0.01 - \$5,000.00	27,602	\$ 113,384,447.10
b. \$5,000.01 - \$10,000.00	9,693	\$ 72,214,227.14
c. \$10,000.01 - \$25,000.00	21,101	\$ 434,921,681.92
d. \$25,000.01 - \$100,000.00	4,910	\$ 219,628,056.43
e. \$100,000.01 - \$500,000.00	786	\$ 152,276,746.01
f. Over \$500,000.00	91	\$ 106,996,334.31
Sub-Total	64,183	\$ 1,099,421,492.91

Alabama Program Statistics*(Status Report as of May 16, 2012)***Claims by Category and Amount***(Claimants may have more than one Claim Category)*

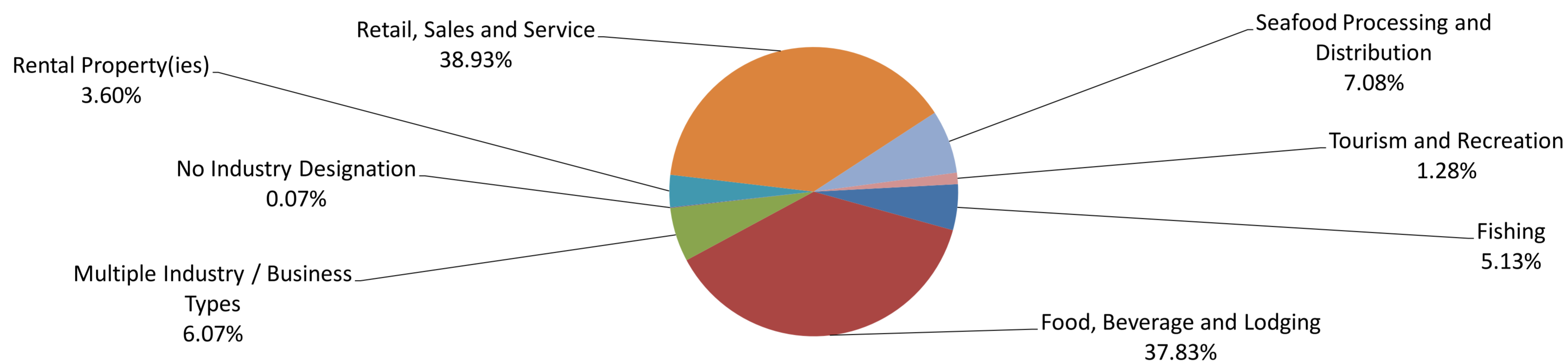
Paid Claims by Category and Amount	No. of Claims	Amount Paid
4. Loss of Subsistence Use of Natural Resources		
a. \$0.01 - \$5,000.00	13	\$ 20,994.91
b. \$5,000.01 - \$10,000.00	1	\$ 6,727.76
c. \$10,000.01 - \$25,000.00	0	\$ -
d. \$25,000.01 - \$100,000.00	0	\$ -
e. \$100,000.01 - \$500,000.00	0	\$ -
f. Over \$500,000.00	0	\$ -
Sub-Total	14	\$ 27,722.67
5. Physical Injury / Death		
a. \$0.01 - \$5,000.00	30	\$ 63,183.37
b. \$5,000.01 - \$10,000.00	0	\$ -
c. \$10,000.01 - \$25,000.00	1	\$ 15,300.00
d. \$25,000.01 - \$100,000.00	0	\$ -
e. \$100,000.01 - \$500,000.00	0	\$ -
f. Over \$500,000.00	0	\$ -
Sub-Total	31	\$ 78,483.37
6. Other Claims		
a. \$0.01 - \$5,000.00	0	\$ -
b. \$5,000.01 - \$10,000.00	0	\$ -
c. \$10,000.01 - \$25,000.00	0	\$ -
d. \$25,000.01 - \$100,000.00	0	\$ -
e. \$100,000.01 - \$500,000.00	0	\$ -
f. Over \$500,000.00	0	\$ -
Sub-Total	0	\$ -
Total	64,419	\$ 1,102,476,469.17

Alabama Program Statistics (Status Report as of May 16, 2012)

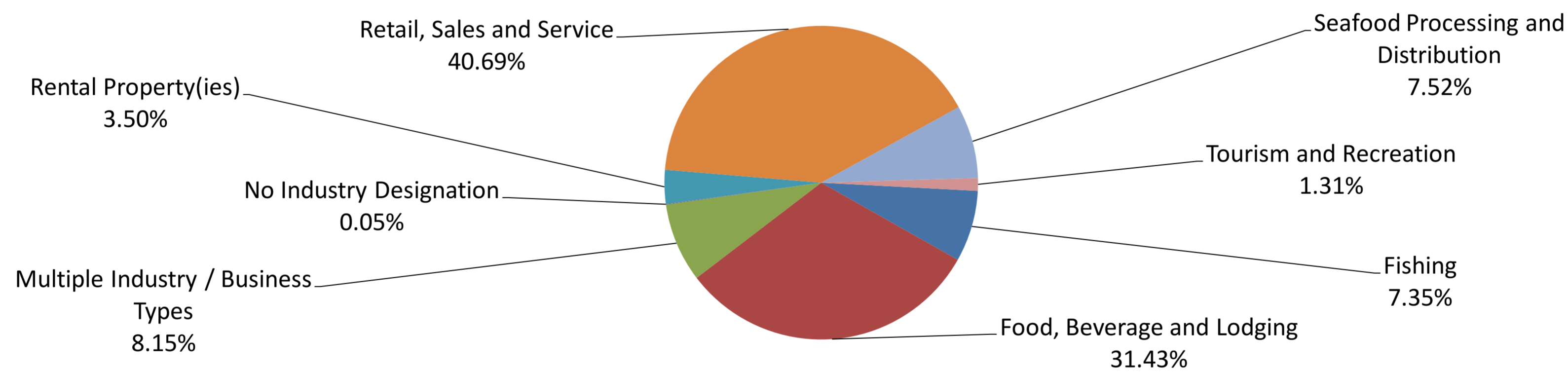
Individual Lost Earnings or Profits Claims Paid by Industry (Claimants may have more than one Claim Category)

Paid Claims By Industry	No. of Claims	Amount Paid
Fishing	1,954	\$ 22,689,010.34
Food, Beverage and Lodging	14,397	\$ 97,040,031.15
Multiple Industry / Business Types	2,309	\$ 25,171,451.89
No Industry Designation	28	\$ 167,332.60
Rental Property(ies)	1,371	\$ 10,801,052.21
Retail, Sales and Service	14,815	\$ 125,631,365.93
Seafood Processing and Distribution	2,696	\$ 23,209,101.11
Tourism and Recreation	486	\$ 4,039,461.16
Total	38,056	\$ 308,748,806.39

of Individual Claims Paid by Industry



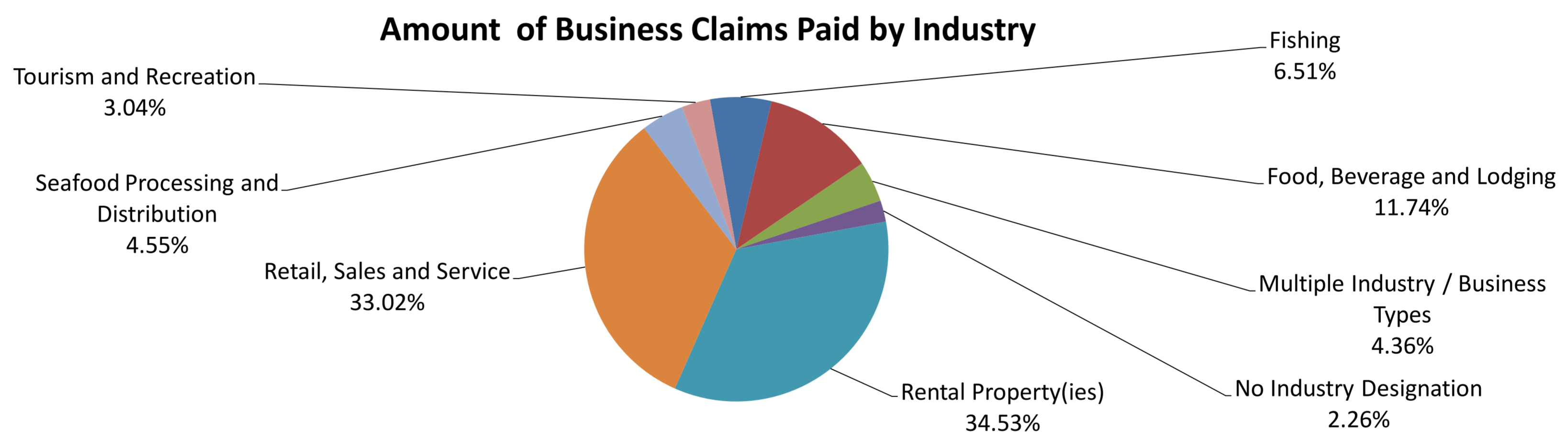
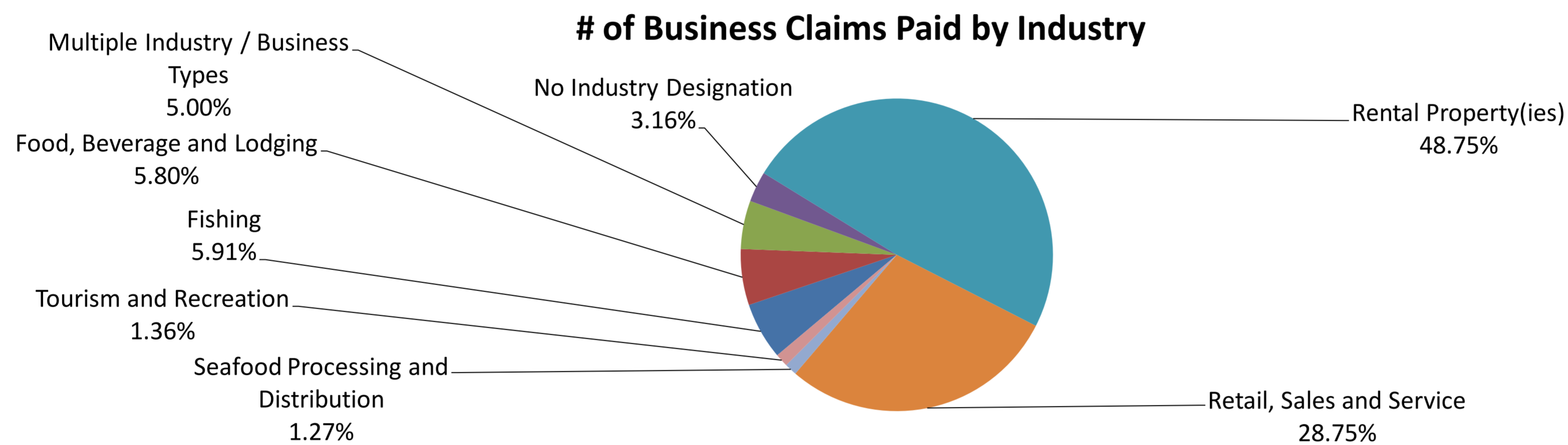
Amount of Individual Claims Paid by Industry



Alabama Program Statistics (Status Report as of May 16, 2012)

Business Lost Earnings or Profits Claims Paid by Industry (Claimants may have more than one Claim Category)

Paid Claims By Industry	No. of Claims	Amount Paid
Fishing	1,545	\$ 51,449,311.71
Food, Beverage and Lodging	1,515	\$ 92,850,109.55
Multiple Industry / Business Types	1,306	\$ 34,451,171.00
No Industry Designation	826	\$ 17,847,445.11
Rental Property(ies)	12,736	\$ 273,011,157.29
Retail, Sales and Service	7,512	\$ 261,062,231.52
Seafood Processing and Distribution	332	\$ 35,984,621.45
Tourism and Recreation	355	\$ 24,016,638.89
Total	26,127	\$ 790,672,686.52



Alabama Program Statistics*(Status Report as of May 16, 2012)***Interim Claim Payment ("IP")**

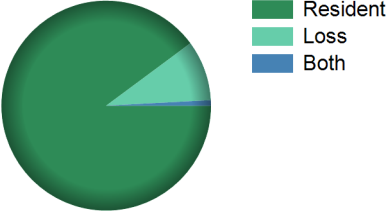
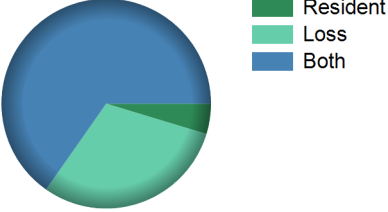
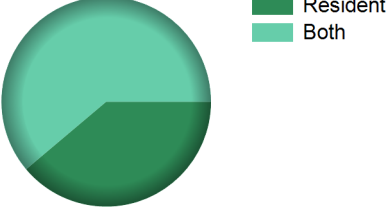


IP Claimants by Process Status	No. of Claimants
TOTAL IP Claimants <i>(Claimants may have one or more Claim Category)</i>	17,766
1. IP Claimants Issued Interim Payment*	4,277
<i>*3,678 of these 4,277 Claimants have also received a Final Payment</i>	
2. \$0 Determined Loss for Interim: Final Offer Made and Accepted**	2,345
<i>**In all, 6,023 Interim Claimants have received Final Payment</i>	
3. \$0 Determined Loss for Interim: Final Offer Made, Pending Acceptance or Verified Release***	583
<i>***Prior payments made by BP and GCCF resulted in \$0 additional losses</i>	
4. IP Claimants Denied	9,087
5. IP Claimants Requiring Additional Information or Documentation	1,236
6. IP Claimants Under Review	238

IP Claimants by Claimant Type <i>(Claimants may have one or more Claim Category)</i>	No. of Claimants
1. Individual	10,777
2. Business	6,989
<i>Represented Claimants: 7,530</i>	
Total	17,766





Paid IP Claimants	Paid Claimants	Amount Paid
Interim Payment	4,159	\$ 74,355,905.26
Total	4,159	\$ 74,355,905.26

IP Payments by Category <i>(includes Individual and Business)</i>	Paid Claims	Amount Paid
1. Removal and Clean Up Costs	20	\$ 67,243.28
2. Real or Personal Property	14	\$ 233,727.57
3. Lost Earnings or Profits	4,184	\$ 74,046,751.55
4. Loss of Subsistence Use of Natural Resources	4	\$ 2,699.49
5. Physical Injury / Death	5	\$ 5,483.37
Total	4,227	\$ 74,355,905.26

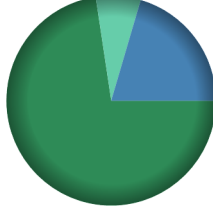


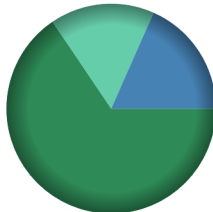

GCCF Program Statistics - Alabama Summary (as of May 16, 2012 - inclusive of Interim and Final Payments)

County Name				
Autauga (Alabama)	<u>Claimant Type</u>	<u>Claims Paid</u>	<u>Amount Paid</u>	Payments in County  <ul style="list-style-type: none"> ■ Resident ■ Loss ■ Both
	Resident of County	52	\$782,686.76	
	Resident and Loss in County	2	\$7,300.00	
	Claim Loss in County	7	\$81,017.09	
	Totals:	61	\$871,003.85	
Baldwin (Alabama)	<u>Claimant Type</u>	<u>Claims Paid</u>	<u>Amount Paid</u>	Payments in County  <ul style="list-style-type: none"> ■ Resident ■ Loss ■ Both
	Resident of County	1,939	\$31,754,822.15	
	Resident and Loss in County	22,377	\$443,147,126.94	
	Claim Loss in County	12,736	\$204,150,477.06	
	Totals:	37,052	\$679,052,426.15	
Barbour (Alabama)	<u>Claimant Type</u>	<u>Claims Paid</u>	<u>Amount Paid</u>	Payments in County  <ul style="list-style-type: none"> ■ Resident ■ Both
	Resident of County	18	\$200,555.17	
	Resident and Loss in County	6	\$315,547.09	
	Totals:	24	\$516,102.26	
Bibb (Alabama)	<u>Claimant Type</u>	<u>Claims Paid</u>	<u>Amount Paid</u>	Payments in County  <ul style="list-style-type: none"> ■ Resident
	Resident of County	25	\$329,720.49	
	Totals:	25	\$329,720.49	
Blount (Alabama)	<u>Claimant Type</u>	<u>Claims Paid</u>	<u>Amount Paid</u>	Payments in County  <ul style="list-style-type: none"> ■ Resident
	Resident of County	23	\$464,521.00	
	Totals:	23	\$464,521.00	



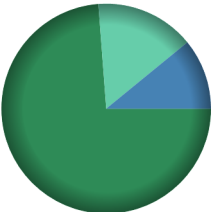

GCCF Program Statistics - Alabama Summary (as of May 16, 2012 - inclusive of Interim and Final Payments)

County Name	Claimant Type	Claims Paid	Amount Paid	Payments in County
Bullock (Alabama)	Resident of County	5	\$74,700.00	 <ul style="list-style-type: none"> Resident
	Totals:	5	\$74,700.00	
	BUTLER (Alabama)	Resident of County	16	
Resident and Loss in County	2	\$30,400.00		
Claim Loss in County	5	\$184,517.16		
Totals:	23	\$400,410.07		
Calhoun (Alabama)	Resident of County	88	\$1,375,383.17	 <ul style="list-style-type: none"> Resident Loss Both
	Resident and Loss in County	1	\$25,000.00	
	Claim Loss in County	3	\$15,000.00	
	Totals:	92	\$1,415,383.17	
Chambers (Alabama)	Resident of County	22	\$323,395.34	 <ul style="list-style-type: none"> Resident Loss
	Claim Loss in County	2	\$29,194.45	
	Totals:	24	\$352,589.79	
Cherokee (Alabama)	Resident of County	20	\$232,597.48	 <ul style="list-style-type: none"> Resident
	Totals:	20	\$232,597.48	

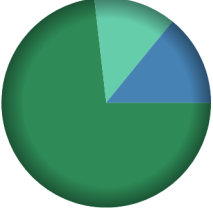
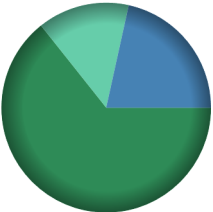

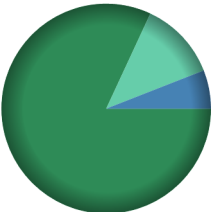
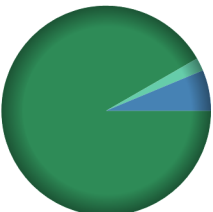
GCCF Program Statistics - Alabama Summary (as of May 16, 2012 - inclusive of Interim and Final Payments)

County Name	Claimant Type	Claims Paid	Amount Paid	Payments in County
Chilton (Alabama)	Resident of County	27	\$345,134.79	 <ul style="list-style-type: none"> ■ Resident ■ Loss ■ Both
	Resident and Loss in County	3	\$97,200.00	
	Claim Loss in County	1	\$32,866.52	
	Totals:	31	\$475,201.31	
Choctaw (Alabama)	Resident of County	12	\$150,500.00	 <ul style="list-style-type: none"> ■ Resident ■ Both
	Resident and Loss in County	1	\$68,400.00	
	Totals:	13	\$218,900.00	
Claimant did not provide; GCCF researching (Alabama)	Claim Loss in County	54	\$893,620.35	 <ul style="list-style-type: none"> ■ Loss
	Totals:	54	\$893,620.35	
Clarke (Alabama)	Resident of County	79	\$950,489.01	 <ul style="list-style-type: none"> ■ Resident ■ Loss ■ Both
	Resident and Loss in County	16	\$266,414.34	
	Claim Loss in County	14	\$233,375.68	
	Totals:	109	\$1,450,279.03	
Clay (Alabama)	Resident of County	12	\$197,770.23	 <ul style="list-style-type: none"> ■ Resident
	Totals:	12	\$197,770.23	

GCCF Program Statistics - Alabama Summary (as of May 16, 2012 - inclusive of Interim and Final Payments)

County Name	Claimant Type	Claims Paid	Amount Paid	Payments in County
Cleburne (Alabama)	Resident of County	4	\$56,900.00	 <ul style="list-style-type: none"> Resident
	Totals:	4	\$56,900.00	
	Coffee (Alabama)	Resident of County	56	
Resident and Loss in County	6	\$91,290.79		
Claim Loss in County	1	\$5,387.51		
Totals:	63	\$977,325.03		
Colbert (Alabama)	Resident of County	81	\$1,235,640.46	 <ul style="list-style-type: none"> Resident Loss
	Claim Loss in County	1	\$25,000.00	
	Totals:	82	\$1,260,640.46	
Conecuh (Alabama)	Resident of County	14	\$186,972.46	 <ul style="list-style-type: none"> Resident Loss Both
	Resident and Loss in County	2	\$27,608.35	
	Claim Loss in County	1	\$38,750.14	
	Totals:	17	\$253,330.95	
Coosa (Alabama)	Resident of County	16	\$253,932.95	 <ul style="list-style-type: none"> Resident Both
	Resident and Loss in County	1	\$150,000.00	
	Totals:	17	\$403,932.95	


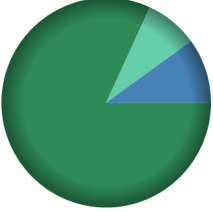



GCCF Program Statistics - Alabama Summary (as of May 16, 2012 - inclusive of Interim and Final Payments)

County Name				
Covington (Alabama)	<u>Claimant Type</u>	<u>Claims Paid</u>	<u>Amount Paid</u>	Payments in County  <ul style="list-style-type: none"> ■ Resident ■ Loss ■ Both
	Resident of County	92	\$1,512,917.03	
	Resident and Loss in County	11	\$291,499.03	
	Claim Loss in County	12	\$262,722.74	
	Totals:	115	\$2,067,138.80	
Crenshaw (Alabama)	<u>Claimant Type</u>	<u>Claims Paid</u>	<u>Amount Paid</u>	Payments in County  <ul style="list-style-type: none"> ■ Resident ■ Loss ■ Both
	Resident of County	14	\$146,926.07	
	Resident and Loss in County	4	\$49,227.93	
	Claim Loss in County	6	\$32,332.55	
	Totals:	24	\$228,486.55	
Cullman (Alabama)	<u>Claimant Type</u>	<u>Claims Paid</u>	<u>Amount Paid</u>	Payments in County  <ul style="list-style-type: none"> ■ Resident ■ Both
	Resident of County	114	\$1,817,782.15	
	Resident and Loss in County	1	\$25,475.00	
	Totals:	115	\$1,843,257.15	
Dale (Alabama)	<u>Claimant Type</u>	<u>Claims Paid</u>	<u>Amount Paid</u>	Payments in County  <ul style="list-style-type: none"> ■ Resident ■ Loss ■ Both
	Resident of County	38	\$518,913.10	
	Resident and Loss in County	1	\$37,600.00	
	Claim Loss in County	5	\$76,848.00	
	Totals:	44	\$633,361.10	
Dallas (Alabama)	<u>Claimant Type</u>	<u>Claims Paid</u>	<u>Amount Paid</u>	Payments in County  <ul style="list-style-type: none"> ■ Resident ■ Loss ■ Both
	Resident of County	42	\$681,657.09	
	Resident and Loss in County	2	\$46,600.00	
	Claim Loss in County	1	\$15,000.00	
	Totals:	45	\$743,257.09	

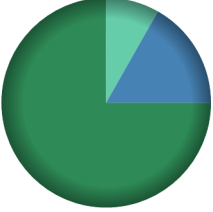
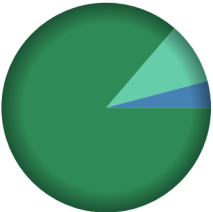



GCCF Program Statistics - Alabama Summary (as of May 16, 2012 - inclusive of Interim and Final Payments)

County Name	Claimant Type	Claims Paid	Amount Paid	Payments in County
Dekalb (Alabama)	Resident of County	45	\$739,795.86	<ul style="list-style-type: none"> Resident Loss
	Claim Loss in County	2	\$15,800.00	
	Totals:	47	\$755,595.86	
	Elmore (Alabama)	Resident of County	89	
Resident and Loss in County		5	\$328,979.88	
Claim Loss in County		2	\$14,473.76	
Totals:		96	\$1,590,667.59	
Escambia (Alabama)	Resident of County	158	\$1,897,684.90	<ul style="list-style-type: none"> Resident Loss Both
	Resident and Loss in County	53	\$1,836,381.86	
	Claim Loss in County	32	\$312,551.60	
	Totals:	243	\$4,046,618.36	
Etowah (Alabama)	Resident of County	116	\$2,106,538.59	<ul style="list-style-type: none"> Resident Loss Both
	Resident and Loss in County	4	\$206,800.00	
	Claim Loss in County	3	\$25,270.74	
	Totals:	123	\$2,338,609.33	
Fayette (Alabama)	Resident of County	28	\$381,089.03	<ul style="list-style-type: none"> Resident Loss
	Claim Loss in County	4	\$77,490.80	
	Totals:	32	\$458,579.83	

GCCF Program Statistics - Alabama Summary (as of May 16, 2012 - inclusive of Interim and Final Payments)

County Name	Claimant Type	Claims Paid	Amount Paid	Payments in County
Franklin (Alabama)	Resident of County	12	\$171,548.52	 <ul style="list-style-type: none"> Resident Both
	Resident and Loss in County	2	\$125,906.06	
	Totals:	14	\$297,454.58	
Geneva (Alabama)	Resident of County	57	\$1,021,381.86	 <ul style="list-style-type: none"> Resident Loss Both
	Resident and Loss in County	4	\$124,503.42	
	Claim Loss in County	6	\$102,231.49	
	Totals:	67	\$1,248,116.77	
Greene (Alabama)	Resident of County	15	\$178,944.77	 <ul style="list-style-type: none"> Resident
	Totals:	15	\$178,944.77	
Hale (Alabama)	Resident of County	27	\$434,501.62	 <ul style="list-style-type: none"> Resident Both
	Resident and Loss in County	2	\$125,000.00	
	Totals:	29	\$559,501.62	
Henry (Alabama)	Resident of County	11	\$123,461.22	 <ul style="list-style-type: none"> Resident Both
	Resident and Loss in County	1	\$70,311.98	
	Totals:	12	\$193,773.20	

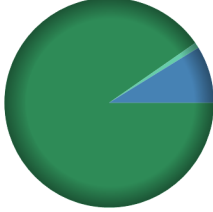


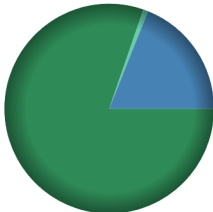
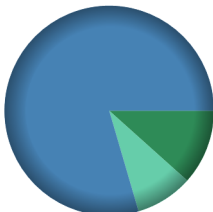
GCCF Program Statistics - Alabama Summary (as of May 16, 2012 - inclusive of Interim and Final Payments)

County Name				
Houston (Alabama)	<u>Claimant Type</u>	<u>Claims Paid</u>	<u>Amount Paid</u>	Payments in County  <ul style="list-style-type: none"> ■ Resident ■ Loss ■ Both
	Resident of County	188	\$3,149,775.62	
	Resident and Loss in County	18	\$705,037.53	
	Claim Loss in County	17	\$348,001.26	
	Totals:	223	\$4,202,814.41	
Jackson (Alabama)	<u>Claimant Type</u>	<u>Claims Paid</u>	<u>Amount Paid</u>	Payments in County  <ul style="list-style-type: none"> ■ Resident ■ Loss ■ Both
	Resident of County	34	\$540,168.99	
	Resident and Loss in County	1	\$25,600.00	
	Claim Loss in County	4	\$60,086.48	
	Totals:	39	\$625,855.47	
Jefferson (Alabama)	<u>Claimant Type</u>	<u>Claims Paid</u>	<u>Amount Paid</u>	Payments in County  <ul style="list-style-type: none"> ■ Resident ■ Loss ■ Both
	Resident of County	1,294	\$26,331,519.10	
	Resident and Loss in County	49	\$1,063,430.03	
	Claim Loss in County	23	\$292,594.31	
	Totals:	1,366	\$27,687,543.44	
Lamar (Alabama)	<u>Claimant Type</u>	<u>Claims Paid</u>	<u>Amount Paid</u>	Payments in County  <ul style="list-style-type: none"> ■ Resident
	Resident of County	8	\$70,743.75	
	Totals:	8	\$70,743.75	
Lauderdale (Alabama)	<u>Claimant Type</u>	<u>Claims Paid</u>	<u>Amount Paid</u>	Payments in County  <ul style="list-style-type: none"> ■ Resident ■ Both
	Resident of County	103	\$1,537,156.66	
	Resident and Loss in County	4	\$46,607.26	
	Totals:	107	\$1,583,763.92	

GCCF Program Statistics - Alabama Summary (as of May 16, 2012 - inclusive of Interim and Final Payments)

County Name	Claimant Type	Claims Paid	Amount Paid	Payments in County
Lawrence (Alabama)	Resident of County	11	\$199,666.12	<p>Legend: Resident (Dark Green), Loss (Light Green)</p>
	Claim Loss in County	3	\$53,200.00	
	Totals:	14	\$252,866.12	
Lee (Alabama)	Resident of County	184	\$3,205,300.92	<p>Legend: Resident (Dark Green), Loss (Light Green), Both (Blue)</p>
	Resident and Loss in County	2	\$27,328.50	
	Claim Loss in County	3	\$42,899.68	
	Totals:	189	\$3,275,529.10	
Limestone (Alabama)	Resident of County	74	\$1,377,744.06	<p>Legend: Resident (Dark Green), Loss (Light Green), Both (Blue)</p>
	Resident and Loss in County	3	\$168,936.90	
	Claim Loss in County	1	\$2,279.49	
	Totals:	78	\$1,548,960.45	
Lowndes (Alabama)	Resident of County	3	\$31,000.00	<p>Legend: Resident (Dark Green)</p>
	Totals:	3	\$31,000.00	
Macon (Alabama)	Resident of County	8	\$106,027.66	<p>Legend: Resident (Dark Green)</p>
	Totals:	8	\$106,027.66	

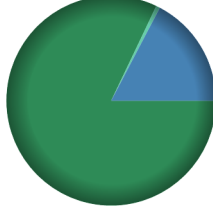


GCCF Program Statistics - Alabama Summary (as of May 16, 2012 - inclusive of Interim and Final Payments)

County Name	Claimant Type	Claims Paid	Amount Paid	Payments in County
Madison (Alabama)	Resident of County	541	\$8,434,922.75	 <ul style="list-style-type: none"> ■ Resident ■ Loss ■ Both
	Resident and Loss in County	29	\$819,799.02	
	Claim Loss in County	7	\$80,849.93	
	Totals:	577	\$9,335,571.70	
Marengo (Alabama)	Resident of County	30	\$478,050.39	 <ul style="list-style-type: none"> ■ Resident ■ Loss
	Claim Loss in County	1	\$48,100.00	
	Totals:	31	\$526,150.39	
Marion (Alabama)	Resident of County	7	\$126,247.17	 <ul style="list-style-type: none"> ■ Resident
	Totals:	7	\$126,247.17	
Marshall (Alabama)	Resident of County	94	\$1,655,914.20	 <ul style="list-style-type: none"> ■ Resident ■ Loss ■ Both
	Resident and Loss in County	8	\$390,772.98	
	Claim Loss in County	3	\$15,557.32	
	Totals:	105	\$2,062,244.50	
Mobile (Alabama)	Resident of County	3,575	\$46,714,194.81	 <ul style="list-style-type: none"> ■ Resident ■ Loss ■ Both
	Resident and Loss in County	20,949	\$319,744,434.73	
	Claim Loss in County	2,291	\$35,583,467.30	
	Totals:	26,815	\$402,042,096.84	

GCCF Program Statistics - Alabama Summary (as of May 16, 2012 - inclusive of Interim and Final Payments)

County Name	Claimant Type	Claims Paid	Amount Paid	Payments in County
Monroe (Alabama)	Resident of County	83	\$1,185,302.84	<ul style="list-style-type: none"> Resident Loss Both
	Resident and Loss in County	13	\$153,500.00	
	Claim Loss in County	2	\$47,263.14	
	Totals:	98	\$1,386,065.98	
Montgomery (Alabama)	Resident of County	379	\$6,896,073.14	<ul style="list-style-type: none"> Resident Loss Both
	Resident and Loss in County	36	\$674,995.99	
	Claim Loss in County	26	\$389,231.37	
	Totals:	441	\$7,960,300.50	
Morgan (Alabama)	Resident of County	177	\$2,914,081.04	<ul style="list-style-type: none"> Resident Loss Both
	Resident and Loss in County	8	\$125,200.25	
	Claim Loss in County	3	\$89,700.00	
	Totals:	188	\$3,128,981.29	
Perry (Alabama)	Claim Loss in County	2	\$40,000.00	<ul style="list-style-type: none"> Loss
	Totals:	2	\$40,000.00	
	Pickens (Alabama)	Resident of County	24	
Totals:		24	\$405,111.57	

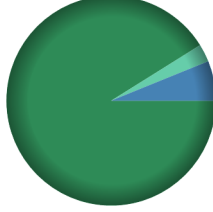
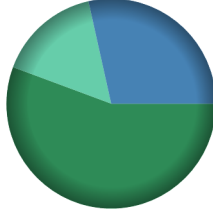
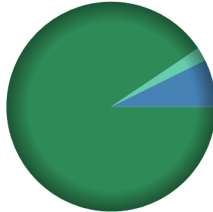

GCCF Program Statistics - Alabama Summary (as of May 16, 2012 - inclusive of Interim and Final Payments)

County Name				
Pike (Alabama)	<u>Claimant Type</u>	<u>Claims Paid</u>	<u>Amount Paid</u>	Payments in County  <ul style="list-style-type: none"> ■ Resident ■ Loss ■ Both
	Resident of County	35	\$577,072.70	
	Resident and Loss in County	6	\$121,694.66	
	Claim Loss in County	2	\$4,162.88	
	Totals:	43	\$702,930.24	
Randolph (Alabama)	<u>Claimant Type</u>	<u>Claims Paid</u>	<u>Amount Paid</u>	Payments in County  <ul style="list-style-type: none"> ■ Resident ■ Both
	Resident of County	14	\$232,954.20	
	Resident and Loss in County	2	\$31,600.00	
	Totals:	16	\$264,554.20	
	Russell (Alabama)	<u>Claimant Type</u>	<u>Claims Paid</u>	
Resident of County		33	\$412,166.53	
Claim Loss in County		1	\$6,873.05	
Totals:		34	\$419,039.58	
Shelby (Alabama)		<u>Claimant Type</u>	<u>Claims Paid</u>	<u>Amount Paid</u>
	Resident of County	514	\$8,231,494.63	
	Resident and Loss in County	7	\$118,177.10	
	Claim Loss in County	14	\$138,620.99	
	Totals:	535	\$8,488,292.72	
St. Clair (Alabama)	<u>Claimant Type</u>	<u>Claims Paid</u>	<u>Amount Paid</u>	Payments in County  <ul style="list-style-type: none"> ■ Resident ■ Loss ■ Both
	Resident of County	92	\$1,487,556.49	
	Resident and Loss in County	3	\$67,651.77	
	Claim Loss in County	2	\$26,985.30	
	Totals:	97	\$1,582,193.56	

GCCF Program Statistics - Alabama Summary (as of May 16, 2012 - inclusive of Interim and Final Payments)

County Name	Claimant Type	Claims Paid	Amount Paid	Payments in County
Sumter (Alabama)	Resident of County	3	\$73,400.00	<p>Legend: Resident (Dark Green), Loss (Light Green)</p>
	Claim Loss in County	1	\$6,000.00	
	Totals:	4	\$79,400.00	
Talladega (Alabama)	Resident of County	76	\$975,025.32	<p>Legend: Resident (Dark Green), Both (Light Green)</p>
	Resident and Loss in County	2	\$35,840.19	
	Totals:	78	\$1,010,865.51	
Tallapoosa (Alabama)	Resident of County	40	\$518,437.94	<p>Legend: Resident (Dark Green), Loss (Light Green), Both (Blue)</p>
	Resident and Loss in County	2	\$30,000.00	
	Claim Loss in County	1	\$25,000.00	
	Totals:	43	\$573,437.94	
Tuscaloosa (Alabama)	Resident of County	388	\$6,256,805.41	<p>Legend: Resident (Dark Green), Loss (Light Green), Both (Blue)</p>
	Resident and Loss in County	29	\$771,896.37	
	Claim Loss in County	9	\$141,289.66	
	Totals:	426	\$7,169,991.44	
Unknown (Alabama)	Resident of County	107	\$1,773,228.89	<p>Legend: Resident (Dark Green)</p>
	Totals:	107	\$1,773,228.89	

GCCF Program Statistics - Alabama Summary (as of May 16, 2012 - inclusive of Interim and Final Payments)

County Name					
Walker (Alabama)	<u>Claimant Type</u>	<u>Claims Paid</u>	<u>Amount Paid</u>	Payments in County  <ul style="list-style-type: none"> ■ Resident ■ Loss ■ Both 	
	Resident of County	64	\$928,135.71		
	Resident and Loss in County	2	\$62,437.61		
	Claim Loss in County	2	\$28,000.00		
	Totals:	68	\$1,018,573.32		
Washington (Alabama)	<u>Claimant Type</u>	<u>Claims Paid</u>	<u>Amount Paid</u>	Payments in County  <ul style="list-style-type: none"> ■ Resident ■ Loss ■ Both 	
	Resident of County	72	\$908,005.60		
	Resident and Loss in County	14	\$464,862.36		
	Claim Loss in County	19	\$258,663.04		
	Totals:	105	\$1,631,531.00		
Wilcox (Alabama)	<u>Claimant Type</u>	<u>Claims Paid</u>	<u>Amount Paid</u>	Payments in County  <ul style="list-style-type: none"> ■ Resident ■ Loss ■ Both 	
	Resident of County	28	\$645,826.90		
	Resident and Loss in County	2	\$52,000.00		
	Claim Loss in County	1	\$15,000.00		
	Totals:	31	\$712,826.90		
Winston (Alabama)	<u>Claimant Type</u>	<u>Claims Paid</u>	<u>Amount Paid</u>	Payments in County  <ul style="list-style-type: none"> ■ Resident 	
	Resident of County	29	\$597,274.37		
	Totals:	29	\$597,274.37		